

RWV®

RED-WHITE VALVE CORP.

CR 3/4 ←
MADE IN ITALY

Product Catalog

INDEX

Lead Free Eco-Valve

Ball Valve

5044AB / 5049AB	1
5060AB / 5063AB	2
5065AB	2
5094AB	3
5544AB / 5544ABS	1
5549AB / 5549ABS	1
5586AB	3
5587AB	3
5592AB / ABLS	2
5595AB	2
5592ABW / ABWS	2
5595ABW	2

Mini Ball Valve

5081/82/83/84AB	3
-----------------	---

Pump Flange Valve

2417AB / 2419AB	3
2424AB / 2425AB	3
2417ABHV / 2412ABHV	4
2419ABHV / 2415ABHV	4
2420ABHV / 2422ABHV	4
2424ABHV / 2425ABHV	4

PP-R & PP-RCT Valve

1501AB / 1516AB	5
1501PAB / 1516PAB	5

EzPress® / EzGRIP®

5020AB/ABD/ABX	6
5020ABS	6
5026AB	6
5520AB / 5520ABX	6
5070AB	6

PEX (F1807) Valve

5004AB/ABW	7
5006AB/ABW	7
5007AB/ABW	7
5008AB/ABW	7
5009AB/ABD/ABF	
ABW/ABDF	7
RW-316AB / ABF	9
RW-516AB / ABF	9

PEX (F1960) Valve

5014AB/ABW	8
5015AB/ABD/ABF	
ABW/ABDF	8
5016AB/ABW/ABWNS	8
5017AB/ABW	8
5018AB/ABW	8
5019AB	9

PEX Everloc® Valve

5414AB/ABW	10
5415AB/ABD/ABW	10
5416AB/ABW	10
5417AB/ABW	10
5418AB/ABW	10

Lead Free Eco-Valve

Tankless Water Heater Valve

3400RAB / SAB / TAB	11
3420RAB / SAB / TAB	11
3430RAB / SAB / TAB	11
3460RAB / 3470RAB	11
Tankless Contractor Kit	11
3400LRAB / LSAB / LTAB	12
3420LRAB / LSAB / LTAB	12
3430LRAB / LSAB / LTAB	12
3300AB/3320AB/3330AB	12
Hot / Cold Valves	13 -15

Butterfly Valve

938BESLAB / BESGAB	16
--------------------	----

Balancing Valve

9517AB / 9519AB	16
9527AB / 9529AB	16
9960ABT-FF/SS/PP/EE-17	17

Gate Valve

206AB / 207AB	18
267AB / 268AB	18

Strainer

380AB / 387AB	18
---------------	----

Check Valve

232AB / 233AB	18
234AB / 234ABX	19
236AB / 237AB	19
246AB / 247AB / 244AB	19

Dielectric Union

1900AB / 1920AB	19
-----------------	----

Plumbing Valve

RW-315AB / ABBLUE	20
RW-316AB / ABF	20
RW-320AB / RW-301AB	20
RW-213AB / RW-223AB	20
RW-504AB / RW-505AB	21
RW-514AB / ABBLUE	21
RW-516AB / ABF	21
RW-252AB / RW-272AB	21
RW-255AB / RW-275ABF	21

Accessories

Acce.	22-23
-------	-------

Hydronic Installation Valves

Closely Spaced TEE

8000E / P / S	24
---------------	----

Purge & Fill Valve

8020E / P / S	24
---------------	----

TEE Drain Valve

8040E / P / S / T	24
-------------------	----

Union Valve

8050E-EF / P-PF / S-SF / T-FF	25
8060E-EF / P-PF / S-SF / T-FF	25

Isolation Drain Valve

8070P / S / T	25
---------------	----

Expansion Tank Valve

8080FT / MT	25
-------------	----

Standard Valve

not suitable for potable water service

Ball Valve

5042	27
5045	27
5044F / 5049F	26
5544S	26
5581	27
5592F / 5595F	26
EzPress® / EzGRIP® / PEX	
5023	28
250	28
5017SMW	27
5020	27
5024	28

Pump Flange Valve

2412 / 2415 / 2422F	29
2417 / 2419	28
2420F	28

Actuated Ball Valve

5930	29
------	----

Mini Ball Valve

5081/82/83/84	29
---------------	----

CSA Gas Ball Valve

5100	30
5150F	30
5155F	30
5200 / 5200T / 5200S	30
5210/11/12/21	30
5231	31
5241	31

Gate Valve

204A	33
208A	33
208B	32
206F	31
267	31
267CH	31
280	33
280B	32
298	33
318A	33

Globe Valve

210	34
211 / 220	34
211B / 211BT	32
214	34
221	34
260A	34

Check Valve

236B / 236BT	32
236F	35
238	35
246F	35
360	35

Strainer

380F / 387F	36
-------------	----

Polypropylene / PVC

5071PP	36
RW-302PP / PPBLUE	36
RW-305PP	36

Commercial & Industrial

Bronze Valve

5080B	40
5080BSS	40
280B	40
208B	40
211B / 211BT	40
236B / 236BT	40

Bronze Strainer

380F	41
------	----

PEX

5019AB	41
--------	----

Carbon Steel

7550	41
7770	41

Flange Ball Valve

5800L / 5800G	41
---------------	----

Stainless Steel Valve

880	42
882	42
884	42
885	42
889	42
4550	42
4660	42
4880	42

Cast Iron Strainer

381 / 382	43
-----------	----

Cast Iron Valve

400	43
415 / 421	43
435	43
442 / 445	44
452	44
462 / 465	44

Balancing Valve

9957W	45
9574P	45

Butterfly Valve

937	45-47
938	47-49

Actuator for Butterfly Valve

Cutter-3PT / MOD	50
Hovercraft	50

PP-R / PP-RCT / PEX

1501AB / 1516AB	51
1501PAB / 1516PAB	51

Plumbing Valve

RW-272	37
RW-275	37
RW-312	37
RW-315	37
RW-504 / RW-505	37

Accessories

Acce.	39
-------	----

Radiator Valve

9101F	38
9103F	38
9105F	38
9107F	38
9150F / 9153F	38

Hydronics

Balancing Valve

9407	54
9450A	54
9517 / 9519	53
9517AB / 9519AB	52
9517IBV	53
9517T-PP	53
9527AB / 9529AB	54
9574P	54
9707R	52
9707T	52
9707IBV	52
9907T	55
9907IBV	55
9957W	55
9960ABT-FF/SS/PP/EE	61

Insulation

95INSL / 99INSL	55
-----------------	----

Coil Kit

CKA	56
CKS	56
CKM	56
CKP	56
CK	56
WSHP	57

Hose, Union, Nipple, TEE

92HS	57
92UN / 92MU	57
92N / 92T	58

Combo Strainer

92ST / 92SS / 92SP	58
92ST-BY / 92SS-BY / 92SP-BY	58
92SEC	58

Union Ball Valve

92UBT / UBS / UBP	59
92UDT / UDS / UDP	60

Ball / Drain Valves

99IBV	55
241DV / 241DV-L	59
5930	60

Actuator

Sloop2	60
--------	----

Accessories

Acce.	59
-------	----

Actuator

Vaurien I / II / M	60
--------------------	----

Air Vent

9380N / 9390N	62
---------------	----

Digital Manometer

T650RWW	62
---------	----

Recirculating pump connection

TPNG-K	62
--------	----

5044AB LF Brass Full Port Ball Valve



- * 150# WSP
- * 600# WOG
- * DZR Lead Free Brass Body
- * Threaded Ends
- * Chrome-plated Ball, Virgin PTFE Seats
- * Adjustable Packing Nut
- * Blow-Out Proof Stem
- * MSS-SP-110
- * 500 PSI (1-1/4", 2") for UL use
- * CSA 1/2, 5 & 125 PSI (1/4" - 2")
- * FM (1/2" - 2"), UL (1/4" - 2")
- * Vacuum rating: 29 in-Hg
- * AB1953, NSF/ANSI/CAN 61 & 372

Wing Handle available

Accessories: See pg. 22

5049AB LF Brass Full Port Ball Valve




- * 150# WSP
- * 600# WOG
- * DZR Lead Free Brass Body
- * Solder Ends
- * Chrome-plated Ball
- * Virgin PTFE Seats
- * Adjustable Packing Nut
- * Blow-Out Proof Stem
- * MSS-SP-110
- * Vacuum rating: 29 in-Hg
- * AB1953, NSF/ANSI/CAN 61 & 372

Wing Handle available

Accessories: See pg. 22

5544AB / 5544ABS LF Brass Full Port Ball Valve



- * 150# WSP / 600# WOG
- * Lead Free Brass Body
- * Threaded Ends
- * Chrome-plated Ball
- * Virgin PTFE Seats
- * Adjustable Packing Nut
- * Blow-Out Proof Stem
- * CSA 1/2 & 5 PSI (1/4" - 3")
- * CSA ΔC (1/4" - 2")
- * MSS-SP-110
- * FM, UL (1/4" - 2")
- * AB1953, NSF/ANSI/CAN 61 & 372

5544ABS = S.S. Trim

Wing Handle available

Accessories: See pg. 22

5549AB / 5549ABS LF Brass Full Port Ball Valve



- * 150# WSP
- * 600# WOG
- * Lead Free Brass Body
- * Solder Ends
- * Chrome-plated Ball
- * Virgin PTFE Seats
- * Adjustable Packing Nut
- * Blow-Out Proof Stem
- * MSS-SP-110
- * AB1953, NSF/ANSI/CAN 61 & 372

5549ABS = S.S. Trim

Wing Handle available

Accessories: See pg. 22

UPC Code	Size	Pcs/ carton	Indiv. Wt. (lbs.)	Wt./ Carton
----------	------	----------------	----------------------	----------------

6 70779 70327 5	1/4	80	0.34	30
6 70779 45403 0	3/8	80	0.32	27
6 70779 45404 7	1/2	80	0.58	49
6 70779 45405 4	3/4	60	0.86	54
6 70779 45406 1	1	35	1.34	50
6 70779 45407 8	1-1/4	20	2.14	47
6 70779 45408 5	1-1/2	15	3.12	51
6 70779 45420 7	2	10	4.82	52
6 70779 70328 2	2-1/2	6	9.78	62
6 70779 70329 9	3	4	13.92	59
6 70779 70330 5	4	2	20.40	42

6 70779 45104 6	1/2	80	0.58	49
6 70779 45105 3	3/4	60	0.80	51
6 70779 45106 0	1	45	1.24	57
6 70779 45107 7	1-1/4	30	2.04	64
6 70779 45108 4	1-1/2	15	3.20	48
6 70779 45120 6	2	10	4.74	49
6 70779 70331 2	2-1/2	6	9.00	56
6 70779 70332 9	3	4	13.46	57

5544AB

6 70779 45002 5	1/4	80	0.30	27
6 70779 45003 2	3/8	80	0.28	24
6 70779 45004 9	1/2	80	0.50	42
6 70779 45005 6	3/4	60	0.72	45
6 70779 45006 3	1	45	1.16	55
6 70779 45007 0	1-1/4	30	1.74	56
6 70779 45008 7	1-1/2	15	2.64	43
6 70779 45009 2	2	10	3.94	43
6 70779 45025 4	2-1/2	6	8.16	52
6 70779 45030 8	3	4	10.94	47

5544ABS

6 70779 72874 2	1/2	80	0.50	42
6 70779 72875 9	3/4	60	0.72	45
6 70779 72876 6	1	45	1.16	55
6 70779 72877 3	1-1/4	30	1.74	56
6 70779 72878 0	1-1/2	15	2.64	43
6 70779 72879 7	2	10	3.94	43

5549AB

6 70779 44904 3	1/2	80	0.46	39
6 70779 44905 0	3/4	60	0.64	41
6 70779 44906 7	1	45	1.00	48
6 70779 44907 4	1-1/4	30	1.54	49
6 70779 44908 1	1-1/2	24	2.30	59
6 70779 44920 3	2	15	3.52	56
6 70779 44925 8	2-1/2	6	7.40	47
6 70779 44930 2	3	4	10.46	45
6 70779 44940 1	4	2	16.76	36
6 70779 45030 8	3	4	10.94	47
6 70779 45040 7	4	4	16.32	70

5549ABS

6 70779 72880 3	1/2	80	0.50	42
6 70779 72881 0	3/4	60	0.72	45
6 70779 72882 7	1	45	1.16	55
6 70779 72883 4	1-1/4	30	1.74	56
6 70779 72884 1	1-1/2	15	2.64	43
6 70779 72885 8	2	10	3.94	43

5592AB / 5592ABLS LF Brass Full Port Ball Valve



- * 150# WSP / 600# WOG
- * Lead Free Brass Body
- * Threaded Ends
- * Chrome-Plated Ball
- * Virgin PTFE Seats
- * Adjustable Packing Nut
- * Blow-Out Proof Stem
- * MSS-SP-110
- * CSA 1/2, 5 & 125 PSI (1/4" - 2")
- * CSA ΔC (1/4" - 2")
- * CSA 1/2 PSI (2 1/2" - 3")
- * UL (1/4" - 2")
- * AB1953, NSF/ANSI/CAN 61 & 372

5592ABLS = S.S. handle & Nut

5595AB LF Brass Full Port Ball Valve



- * 150# WSP / 600# WOG
- * Lead Free Brass Body
- * Solder Ends
- * Chrome-Plated Ball
- * Virgin PTFE Seats
- * Adjustable Packing Nut
- * Blow-Out Proof Stem
- * MSS-SP-110
- * AB1953, NSF/ANSI/CAN 61 & 372

5592ABW / 5592ABWS / 5595ABW



- * 150# WSP / 600# WOG
- * Lead Free Brass Body
- * Chrome-Plated Ball
- * Virgin PTFE Seats
- * Adjustable Packing Nut
- * Blow-Out Proof Stem
- * CSA 1/2, 5 & 125 PSI
- * CSA ΔC
- * UL (5592ABW)
- * AB1953, NSF/ANSI/CAN 61 & 372

5592ABW = Threaded Ends
 5592ABWS = Threaded Ends
 S.S. Wing handle & Nut
 5595ABW = Solder Ends

CSA=5592ABW & 5592ABWS only

5060AB / 5063AB Full Port Ball Valve w/ Drain



- * 600# WOG
- * Lead Free Brass Body
- * Drain Port
- * Chrome-plated Ball
- * Virgin PTFE Seats
- * Adjustable Packing Nut
- * Blow-Out Proof Stem
- * MSS-SP-110
- * AB1953, NSF/ANSI/CAN 61 & 372

5060AB = Threaded Ends
 5063AB = Solder Ends

5065AB LF Brass Full Port Ball Valve



- * 600# WOG
- * Lead Free Brass Body
- * Compression Ends
- * Chrome-plated Ball
- * Virgin PTFE Seats
- * Blow-Out Proof Stem
- * O-ring Packing
- * AB1953, NSF/ANSI/CAN 61 & 372

UPC Code	Size	Pcs/ carton	Indiv. Wt. (lbs.)	Wt./ Carton
5592ABW				
6 70779 70959 8	1/4	80	0.26	24
6 70779 70960 4	3/8	80	0.28	24
6 70779 42004 2	1/2	80	0.40	36
6 70779 42005 9	3/4	60	0.56	37
6 70779 42006 6	1	45	0.98	47
6 70779 42007 3	1-1/4	30	1.34	44
6 70779 42008 0	1-1/2	24	1.88	48
6 70779 42020 2	2	15	2.96	47
6 70779 70944 4	2-1/2	6	6.08	39
6 70779 70945 1	3	4	8.94	38
6 70779 70946 8	4	4	12.82	54

5592ABLS				
6 70779 72644 1	3/4	60	0.53	37
6 70779 72645 8	1	45	0.88	47

6 70779 41904 6	1/2	80	0.38	33
6 70779 41905 3	3/4	60	0.52	35
6 70779 41906 0	1	45	0.90	44
6 70779 41907 7	1-1/4	30	1.20	39
6 70779 41908 4	1-1/2	24	1.74	45
6 70779 41920 6	2	15	2.84	46
6 70779 70944 4	2-1/2	6	5.46	36
6 70779 70945 1	3	4	8.50	37

5592ABW				
6 70779 70530 9	1/2	80	0.38	33
6 70779 70531 6	3/4	60	0.54	35
6 70779 70532 3	1	45	0.96	45

5592ABWS				
6 70779 71632 9	1/2	80	0.39	33
6 70779 71633 6	3/4	60	0.54	35
6 70779 71634 3	1	45	0.88	45

5595ABW				
6 70779 70533 0	1/2	80	0.34	30
6 70779 70534 7	3/4	60	0.50	32
6 70779 70535 4	1	45	0.88	43

5060AB				
6 70779 41804 9	1/2	80	0.60	50
6 70779 41805 6	3/4	60	0.83	52
6 70779 41806 3	1	45	1.27	59

5063AB				
6 70779 41704 2	1/2	80	0.42	36
6 70779 41705 9	3/4	60	0.60	38
6 70779 41706 6	1	45	1.00	47

6 70779 43204 5	1/2	80	0.60	48
6 70779 43205 2	3/4	60	0.82	49
6 70779 43206 9	1	45	1.28	58

5094AB LF Brass Full Port Relief Ball Valve Thermal Expansion Device



- * 600# WOG
- * Lead Free Brass Body
- * Threaded Ends
- * Chrome-plated Ball
- * Virgin PTFE Seats
- * Adjustable Packing Nut
- * Blow-Out Proof Stem
- * Integral relief valve port w/ Relief valve
- * Relief valve set at 80, 100 or 125 psi
- * Barbed outlet for drain routing (PEX F-1807)
- * AB1953, NSF/ANSI/CAN 61 & 372

5094AB-C080 = Relief valve 80psi
 5094AB-C100 = Relief valve 100psi
 5094AB-C125 = Relief valve 125psi


5586AB / 5587AB LF Brass Full Port Hose End Ball Valve



- * 150# WSP / 600# WOG
- * DZR Lead Free Brass Body
- * Drain Cap with Chain
- * Chrome-plated Ball
- * Virgin PTFE Seats
- * Adjustable Packing Nut
- * Blow-Out Proof Stem
- * MSS-SP-110
- * AB1953, NSF/ANSI/CAN 61 & 372

5586AB = FNPT x Flange
 5587AB = Solder x Flange

5081/5082/5083/5084AB LF Brass Mini Ball Valve



- * 150# WSP
- * 600# WOG
- * FNPT x MNPT
- * FNPT x FNPT (5084AB)
- * Full Port Forged Brass
- * Virgin PTFE Seats
- * Chrome Plated Ball
- * FPM O-ring Packing
- * Blow-Out Proof Stem
- * ANSI Z21.15/CGA-9.1
- * AB1953, NSF/ANSI/CAN 61 & 372

2417AB / 2419AB LF Brass Pump Flange Ball Valve



- * 600# WOG
- * 3-Piece Lead Free Brass Construction
- * Rotating Flange Design
- * Full Port
- * ¼ Turn Ball Valve Design
- * Includes Bolt kit
- * Includes Wing handle
- * AB1953, NSF/ANSI/CAN 61 & 372

2417AB = FNPT x Flange
 2419AB = Solder x Flange

2424AB / 2425AB LF Brass Pump Flange Ball Valve



- * 400# WOG
- * 3-Piece Lead Free Brass Construction
- * PEX (F1960) x Flange
- * Rotating Flange Design
- * Full Port
- * ¼ Turn Ball Valve Design
- * Includes Bolt kit
- * Includes Wing handle
- * AB1953, NSF/ANSI/CAN 61 & 372

2425AB = with Drain Valve

UPC Code	Size	Pcs./carton	Indiv. Wt. (lbs.)	Wt./Carton
5094AB-C080				
6 70779 72840 7	3/4	30	0.89	28
5094AB-C100				
6 70779 72776 9	3/4	30	0.89	28
5094AB-C125				
6 70779 72841 4	3/4	30	0.89	28

5586AB				
6 70779 72733 2	1/2	80	0.52	44
6 70779 71631 2	3/4	60	0.70	45

5587AB				
6 70779 72734 9	1/2	80	0.49	42
6 70779 72735 6	3/4	60	0.66	42

5081AB (1/8F x 1/8M)				
6 70779 43001 0	1/8 x 1/8	80	0.18	16
5082AB (1/4F x 1/8M)				
6 70779 42902 1	1/4 x 1/8	80	0.16	14
5083AB (1/4F x 1/4M)				
6 70779 43301 1	1/4 x 1/4	80	0.18	15
5084AB (1/4F x 1/4F)				
6 70779 42802 4	1/4 x 1/4	80	0.16	14

2417AB				
6 70779 70022 9	3/4	24	1.44	37
6 70779 70023 6	1	18	1.84	36
6 70779 70024 3	1-1/4	12	2.18	42
6 70779 70025 0	1-1/2	12	2.64	34
6 70779 70026 7	2	8	4.00	34

2419AB				
6 70779 70032 8	3/4	24	1.42	37
6 70779 70033 5	1	18	1.80	35
6 70779 70034 2	1-1/4	18	2.10	40
6 70779 70035 9	1-1/2	12	2.60	34
6 70779 70036 6	2	8	3.84	33

2424AB				
6 70779 73047 9	3/4	24	1.44	37
6 70779 73048 6	1	18	1.84	36

2425AB				
6 70779 73049 3	3/4	24	1.42	37
6 70779 73050 9	1	18	1.80	35

2417ABHV / 2412ABHV DZR LF

Brass High Velocity Pump Flange Ball Valve



- * 600# WOG
- * 3-Piece DZR Lead Free Brass Construction
- * FNPT x Flange
- * High Velocity Inlet and Rotating Flange Design
- * Full Port
- * 1/4 Turn Ball Valve Design
- * Includes Bolt and Gasket Kit
- * Includes Wing Handle
- * AB1953, NSF/ANSI/CAN 61 & 372

2412AB = with Drain Valve

UPC Code	Size	Pcs./carton	Indiv. Wt. (lbs.)	Wt./Carton
2417ABHV				
6 70779 73120 9	3-4	8	1.4	14
6 70779 73121 6	1	6	1.98	14
6 70779 73122 3	1-1/4	6	2.32	16
6 70779 73123 0	1-1/2	6	3.48	23
6 70779 73124 7	2	6	4.65	30

2419ABHV / 2415ABHV DZR LF

Brass High Velocity Pump Flange Ball Valve



- * 600# WOG
- * 3-Piece DZR Lead Free Brass Construction
- * Solder x Flange
- * High Velocity Inlet and Rotating Flange Design
- * Full Port
- * 1/4 Turn Ball Valve Design
- * Includes Bolt and Gasket Kit
- * Includes Wing Handle
- * AB1953, NSF/ANSI/CAN 61 & 372

2415AB = with Drain Valve

2412ABHV				
6 70779 73110 0	3-4	8	1.78	17
6 70779 73111 7	1	6	2.48	17
6 70779 73112 4	1-1/4	6	2.82	19
6 70779 73113 1	1-1/2	6	3.98	26
6 70779 73114 8	2	6	5.32	34

2419ABHV				
6 70779 73125 4	3-4	8	1.4	14
6 70779 73126 1	1	6	1.98	14
6 70779 73127 8	1-1/4	6	2.15	15
6 70779 73128 5	1-1/2	6	3.48	23
6 70779 73129 2	2	6	4.65	30

2415ABHV				
6 70779 73115 5	3-4	8	1.78	17
6 70779 73116 2	1	6	2.32	16
6 70779 73117 9	1-1/4	6	2.65	18
6 70779 73118 6	1-1/2	6	3.82	25
6 70779 73119 3	2	6	5.32	34

2420ABHV / 2422ABHV DZR LF

Brass High Velocity Pump Flange Ball Valve



- * 600# WOG
- * 3-Piece DZR Lead Free Brass Construction
- * EzPress® x Flange
- * High Velocity Inlet and Rotating Flange Design
- * Full Port
- * 1/4 Turn Ball Valve Design
- * Includes Bolt and Gasket Kit
- * Includes Wing Handle
- * AB1953, NSF/ANSI/CAN 61 & 372

* 250 PSI EzPress® connection

2422AB = with Drain Valve

2420ABHV				
6 70779 73130 8	3-4	8	1.4	14
6 70779 73131 5	1	6	1.98	14
6 70779 73132 2	1-1/4	6	2.32	16
6 70779 73133 9	1-1/2	6	3.48	23
6 70779 73134 6	2	6	4.65	30

2422ABHV				
6 70779 73135 3	3-4	8	1.78	17
6 70779 73136 0	1	6	2.32	16
6 70779 73137 7	1-1/4	6	2.65	18
6 70779 73138 4	1-1/2	6	3.98	26
6 70779 73139 1	2	6	5.32	34

2424ABHV / 2425ABHV DZR LF

Brass High Velocity Pump Flange Ball Valve



- * 400# WOG
- * 3-Piece DZR Lead Free Brass Construction
- * PEX (F-1960) x Flange
- * High Velocity Inlet and Rotating Flange Design
- * Full Port
- * 1/4 Turn Ball Valve Design
- * Includes Bolt and Gasket Kit
- * Includes Wing Handle
- * AB1953, NSF/ANSI/CAN 61 & 372

2425AB = with Drain Valve

2424ABHV				
6 70779 73094 3	3-4	8	1.28	13
6 70779 73095 0	1	6	1.65	12

2425ABHV				
6 70779 73096 7	3-4	8	1.65	16
6 70779 73097 4	1	6	1.98	14

1501AB / 1516AB PP-RCT Ball Valve



- * 300# WOG
- * PP-RCT Body
- * Chrome-plated Ball
- * Virgin PTFE Seats
- * Blow-Out Proof Stem
- * O-ring Packing
- * AB1953 & NSF/ANSI/CAN 372
- * NSF/ANSI/CAN 14
- * 10-year Warranty
- * IAPMO/ANSI Z1157

1501AB = Polyfusion Ends
1516AB = Polyfusion x PEX (F1960)

Accessories: See pg. 23



1501PAB / 1516PAB PP-RCT Ball Valve



- * 300# WOG
- * PP-RCT Body
- * Chrome-plated Ball
- * Virgin PTFE Seats
- * Blow-Out Proof Stem
- * O-ring Packing
- * AB1953 & NSF/ANSI/CAN 372
- * NSF/ANSI/CAN 14
- * 10-year Warranty
- * IAPMO/ANSI Z1157

1501PAB = Polyfusion Ends
1516PAB = Polyfusion x PEX (F1960)

Accessories: See pg. 23



UPC Code	Size	Pcs/ carton	Indiv. Wt. (lbs.)	Wt./ Carton
1501AB				
6 70779 71292 5	1/2	40	0.25	14
6 70779 71293 2	3/4	35	0.33	13
6 70779 71294 9	1	25	0.42	13
6 70779 71295 6	1-1/4	15	0.77	13
6 70779 71296 3	1-1/2	5	1.12	7
6 70779 71297 0	2	5	2.06	12
6 70779 71639 8	2-1/2	4	3.10	14
6 70779 71655 8	3	2	4.80	11
1516AB				
6 70779 71299 4	1/2	30	0.40	13
6 70779 71300 7	3/4	25	0.48	13
6 70779 71301 4	1	20	0.70	15

1501PAB				
6 70779 71292 5	1/2	40	0.25	14
6 70779 71293 2	3/4	35	0.33	13
6 70779 71294 9	1	25	0.42	13
6 70779 71295 6	1-1/4	15	0.77	13
6 70779 71296 3	1-1/2	5	1.12	7
6 70779 71297 0	2	5	2.06	12
6 70779 71639 8	2-1/2	4	3.10	14
6 70779 71655 8	3	2	4.80	11
1516PAB				
6 70779 71299 4	1/2	30	0.40	13
6 70779 71300 7	3/4	25	0.48	13
6 70779 71301 4	1	20	0.70	15

5070AB EzGRIP LF Brass Ball Valve



- * 200# WOG
- * Lead Free Brass Body
- * Full Port
- * EzGRIP Push-Fit Ends
- * Adjustable Packing
- * Blow-Out Proof Stem
- * Works with Copper, CPVC and PEX tubing
- * Field Adjustable/Removable
- * ASSE 1061
- * AB1953, NSF/ANSI/CAN 61 & 372

5020AB / ABD / ABX LF Brass Crimp Full Port Ball Valve



- * 600# WOG Body
- * DZR Lead Free Brass Body
- * Dual EzPress® Ends
- * Chrome-plated Ball
- * Virgin PTFE Seats
- * Adjustable Packing Nut
- * Blow-Out Proof Stem
- * MSS-SP-110
- * 250 PSI max. end connections
- * AB1953, NSF/ANSI/CAN 61 & 372

5020ABD = with Drain

5020ABX = 200# WOG Body
200 PSI end connections

5020ABS LF Brass Crimp Full Port Ball Valve



- * 600# WOG Body
- * DZR Lead Free Brass Body
- * Dual EzPress® Ends
- * SS316 Ball & Stem
- * Virgin PTFE Seats
- * Adjustable Packing Nut
- * Blow-Out Proof Stem
- * MSS-SP-110
- * 250 PSI max. end connections
- * AB1953, NSF/ANSI/CAN 61 & 372

5026AB LF Brass Full Port Crimp Hose End Ball Valve



- * 600# WOG Body
- * DZR Lead Free Brass Body
- * EzPress® x Hose End
- * Chrome-plated Ball
- * Virgin PTFE Seats
- * Adjustable Packing Nut
- * Blow-Out Proof Stem
- * Drain cap with chain
- * MSS-SP-110
- * 250 PSI max. end connections
- * AB1953, NSF/ANSI/CAN 61 & 372

5520AB / ABX LF Brass Crimp Full Port Ball Valve



- * 250# WOG Body
- * DZR Lead Free Brass Body
- * Dual EzPress® Ends
- * Chrome-plated Ball
- * Virgin PTFE Seats
- * Double O-ring Packing
- * Blow-Out Proof Stem
- * MSS-SP-110
- * 250 PSI max. end connections
- * AB1953, NSF/ANSI/CAN 61 & 372

5520ABX = 200# WOG Body
200 PSI end connections

UPC Code	Size	Pcs./ carton	Indiv. Wt. (lbs.)	Wt./ Carton
6 70779 43104 8	1/2	80	0.48	41
6 70779 43105 5	3/4	60	0.68	44
6 70779 43106 2	1	45	1.12	54

Disassembly Tool See pg. 23 for Disassembly Tool

5020AB

6 70779 43904 4	1/2	50	0.48	26
6 70779 43905 1	3/4	50	0.70	37
6 70779 43906 8	1	40	1.26	54
6 70779 43907 5	1-1/4	35	1.64	60
6 70779 43908 2	1-1/2	20	2.54	54
6 70779 43920 4	2	12	3.74	48

5020ABD

6 70779 72339 6	1/2	50	0.55	29
6 70779 72340 2	3/4	40	0.79	33
6 70779 72341 9	1	35	1.18	43

5020ABX (XLC configuration)

6 70779 70324 4	2-1/2	4	8.62	37
6 70779 70325 1	3	2	11.84	26
6 70779 70326 8	4	1	17.58	20

6 70779 70836 2	1/2	50	0.56	30
6 70779 70837 9	3/4	50	0.82	44
6 70779 70838 6	1	50	1.22	53

6 70779 72565 9	1/2	50	0.48	25
6 70779 72564 2	3/4	50	0.70	26

5520AB

6 70779 71468 4	1/2	50	0.40	22
6 70779 71469 1	3/4	50	0.51	28
6 70779 71470 7	1	40	0.91	38
6 70779 71471 4	1-1/4	35	1.28	47
6 70779 71472 1	1-1/2	20	1.95	41
6 70779 71473 8	2	12	2.93	38

5520ABX (XLC configuration)

6 70779 71474 5	2-1/2	4	6.80	29
6 70779 71475 2	3	2	10.38	23
6 70779 71476 9	4	1	16.78	19

5004AB / ABW PEX (F1807) Transition Ball Valve



- * 400# WOG
- * DZR Lead Free Brass Body
- * Regular port
- * Virgin PTFE Seats
- * For use with PEX Tubing
- * Barb (F1807) x EzPress™
- * Blow-Out Proof Stem
- * Double NBR O-Ring Packing
- * CSA B125.14, ASTM-F1807
- * AB1953, NSF/ANSI/CAN 61 & 372

5006AB / ABW PEX (F1807) Transition Ball Valve



- * 400# WOG
- * DZR Lead Free Brass Body
- * Regular port
- * Virgin PTFE Seats
- * For use with PEX Tubing
- * Barb (F1807) x MNPT
- * Blow-Out Proof Stem
- * Double NBR O-Ring Packing
- * CSA B125.14, ASTM-F1807
- * AB1953, NSF/ANSI/CAN 61 & 372

5007AB / ABW PEX (F1807) Transition Ball Valve




- * 400# WOG
- * DZR Lead Free Brass Body
- * Regular port
- * Virgin PTFE Seats
- * For use with PEX Tubing
- * Barb (F1807) x Solder
- * Blow-Out Proof Stem
- * Double NBR O-Ring Packing
- * CSA B125.14, ASTM-F1807
- * AB1953, NSF/ANSI/CAN 61 & 372

5008AB / ABW PEX (F1807) Transition Ball Valve



- * 400# WOG
- * DZR Lead Free Brass Body
- * Regular port
- * Virgin PTFE Seats
- * For use with PEX Tubing
- * Barb (F1807) x FNPT
- * Blow-Out Proof Stem
- * Double NBR O-Ring Packing
- * CSA B125.14, ASTM-F1807
- * AB1953, NSF/ANSI/CAN 61 & 372

5009AB / ABD / ABF / ABW / ABDF PEX (F1807) Ball Valve



- * 400# WOG
- * DZR Lead Free Brass Body
- * Regular port
- * Virgin PTFE Seats
- * For use with PEX Tubing
- * Barb (F1807) x Barb (F1807)
- * Blow-Out Proof Stem
- * Double NBR O-Ring Packing
- * CSA B125.14, ASTM-F1807
- * AB1953, NSF/ANSI/CAN 61 & 372

Accessories: See pg. 23

UPC Code	Size	Pcs/ carton	Indiv. Wt. (lbs.)	Wt/ Carton
5004AB				
6 70779 72128 6	1/2	80	0.27	25
6 70779 72129 3	3/4	60	0.42	28
6 70779 72130 9	1	45	0.61	32
5004ABW				
6 70779 72131 6	1/2	80	0.24	23
6 70779 72132 3	3/4	60	0.39	26
6 70779 72133 0	1	45	0.57	30
5006AB				
6 70779 71167 6	1/2	80	0.28	25
6 70779 71168 3	3/4	60	0.42	28
6 70779 71169 0	1	45	0.64	32
5006ABW				
6 70779 71170 6	1/2	80	0.26	23
6 70779 71171 3	3/4	60	0.38	26
6 70779 71172 0	1	45	0.62	30
5007AB				
6 70779 71106 5	1/2	80	0.24	22
6 70779 71107 2	3/4	60	0.40	26
6 70779 71108 9	1	45	0.56	27
5007ABW				
6 70779 71450 9	1/2	80	0.22	20
6 70779 71451 6	3/4	60	0.36	24
6 70779 71452 3	1	45	0.50	25
5008AB				
6 70779 70967 3	1/2	80	0.28	24
6 70779 70968 0	3/4	60	0.42	27
6 70779 70969 7	1	45	0.58	28
5008ABW				
6 70779 70996 3	1/2	80	0.24	22
6 70779 70997 0	3/4	60	0.38	25
6 70779 70998 7	1	45	0.56	27
5009AB				
6 70779 70232 2	1/2	80	0.24	21
6 70779 70233 9	3/4	60	0.36	24
6 70779 70234 6	1	45	0.52	25
5009ABD				
6 70779 70985 7	1/2	80	0.28	26
6 70779 70986 4	3/4	60	0.42	28
6 70779 70987 1	1	45	0.60	29
5009ABF				
6 70779 70979 6	1/2	80	0.32	27
6 70779 70980 2	3/4	60	0.46	29
6 70779 70981 9	1	45	0.60	29
5009ABW				
6 70779 70839 3	1/2	80	0.22	19
6 70779 70840 9	3/4	60	0.34	22
6 70779 70841 6	1	40	0.48	23
5009ABDF				
6 70779 72193 4	1/2	80	0.37	31
6 70779 72194 1	3/4	60	0.50	32
6 70779 92195 8	1	40	0.71	30

5014AB / ABW PEX (F1960) Transition Ball Valve



- * 400# WOG
- * DZR Lead Free Brass Body
- * Full port
- * Virgin PTFE Seats
- * For use with PEX Tubing
- * Barb (F1960) x EzPress®
- * Blow-Out Proof Stem
- * Double NBR O-Ring Packing
- * CSA B125.14, ASTM-F1960
- * AB1953, NSF/ANSI/CAN 61 & 372

5015AB / ABD / ABF / ABW / ABDF PEX (F1960) Ball Valve



- * 400# WOG
- * DZR Lead Free Brass Body
- * Full port
- * Virgin PTFE Seats
- * For use with PEX Tubing
- * Barb (F1960) x Barb (F1960)
- * Blow-Out Proof Stem
- * Double NBR O-Ring Packing
- * CSA B125.14, ASTM-F1960
- * AB1953, NSF/ANSI/CAN 61 & 372

Accessories: See pg. 23

5016AB / ABW / ABWNS PEX (F1960) Transition Ball Valve



- * 400# WOG
- * DZR Lead Free Brass Body
- * Full port
- * Virgin PTFE Seats
- * For use with PEX Tubing
- * Barb (F1960) x FNPT
- * Blow-Out Proof Stem
- * Double NBR O-Ring Packing
- * CSA B125.14, ASTM-F1960
- * AB1953, NSF/ANSI/CAN 61 & 372

5016ABWNS = S.S. Wing handle & Nut

5017AB / ABW PEX (F1960) Transition Ball Valve



- * 400# WOG
- * DZR Lead Free Brass Body
- * Full port
- * Virgin PTFE Seats
- * For use with PEX Tubing
- * Barb (F1960) x Solder
- * Blow-Out Proof Stem
- * Double NBR O-Ring Packing
- * CSA B125.14
- * ASTM-F1960
- * AB1953, NSF/ANSI/CAN 61 & 372

5018AB / ABW PEX (F1960) Transition Ball Valve



- * 400# WOG
- * DZR Lead Free Brass Body
- * Full port
- * Virgin PTFE Seats
- * For use with PEX Tubing
- * Barb (F1960) x MNPT
- * Blow-Out Proof Stem
- * Double NBR O-Ring Packing
- * CSA B125.14, ASTM-F1960
- * AB1953, NSF/ANSI/CAN 61 & 372

UPC Code	Size	Pcs/ carton	Indiv. Wt. (lbs.)	Wt./ Carton
5014AB				
6 70779 72122 4	1/2	80	0.26	23
6 70779 72123 1	3/4	60	0.49	31
6 70779 72124 8	1	45	0.75	36
5014ABW				
6 70779 72125 5	1/2	80	0.23	20
6 70779 72126 2	3/4	60	0.45	29
6 70779 72127 9	1	45	0.72	34
5015AB				
6 70779 70312 1	1/2	80	0.28	23
6 70779 70313 8	5/8	60	0.43	28
6 70779 70314 5	3/4	60	0.44	28
6 70779 70315 2	1	45	0.68	32
6 70779 70316 9	1-1/4	30	1.16	37
6 70779 70317 6	1-1/2	24	1.62	41
6 70779 70318 3	2	15	2.78	44
6 70779 71157 7	2-1/2	8	5.08	42
6 70779 71158 4	3	4	8.92	38
5015ABD				
6 70779 70982 6	1/2	80	0.32	27
6 70779 70983 3	3/4	60	0.50	32
6 70779 70984 0	1	45	0.72	34
5015ABF				
6 70779 71111 9	1/2	80	0.36	30
6 70779 71112 6	3/4	60	0.52	34
6 70779 71113 3	1	45	0.74	36
5015ABW				
6 70779 71002 0	1/2	80	0.24	21
6 70779 71003 7	3/4	60	0.42	26
6 70779 71004 4	1	45	0.62	29
5015ABDF				
6 70779 71102 7	1/2	80	0.40	34
6 70779 71103 4	3/4	60	0.60	37
67 0779 71104 1	1	45	0.82	38
5016AB				
6 70779 70973 4	1/2	80	0.28	26
6 70779 70974 1	3/4	60	0.46	29
6 70779 70975 8	1	45	0.64	32
5016ABW				
6 70779 71008 2	1/2	80	0.26	21
6 70779 71009 9	3/4	60	0.41	25
6 70779 71010 5	1	45	0.62	28
5016ABWNS				
6 70779 72627 4	3/4	60	0.41	25
6 70779 72628 1	1	45	0.62	28
5017AB				
6 70779 70976 5	1/2	80	0.26	22
6 70779 70977 2	3/4	60	0.44	28
6 70779 70978 9	1	45	0.60	29
5017ABW				
6 70779 71011 2	1/2	80	0.22	20
6 70779 71012 9	3/4	60	0.40	26
6 70779 71013 6	1	45	0.58	29

5017SMW (Snow Melt) is available. See pg.28 for details

5018AB				
6 70779 70970 3	1/2	80	0.30	26
6 70779 70971 0	3/4	60	0.46	29
6 70779 70972 7	1	45	0.72	34
5018ABW				
6 70779 71014 3	1/2	80	0.28	24
6 70779 71015 0	3/4	60	0.42	28
6 70779 71016 7	1	45	0.62	28

5019AB PEX (F1960) x Flange Ball Valve



- * 400# WOG
- * DZR Lead Free Brass Body
- * Regular port
- * Virgin PTFE Seats
- * For use with PEX Tubing
- * Barb (F1960) x Flange
- * Blow-Out Proof Stem
- * Double NBR O-Ring Packing
- * CSA B125.14, ASTM-F1960
- * AB1953, NSF/ANSI/CAN 61 & 372

UPC Code	Size	Pcs/ carton	Indiv. Wt. (lbs.)	Wt./ Carton
6 70779 71159 1	2-1/2	3	11.84	36
6 70779 71160 7	3	3	16.08	50

RW-316AB / ABF PEX (F1807) Ball Valve Hose Bibb



RW-316AB



RW-316ABF



- * 125# CWP
- * Lead Free Brass Body
- * Virgin PTFE Seats
- * PEX (F1807) x Hose
- * No Kink Spout
- * Double NBR O-Ring Packing
- * AB1953, NSF/ANSI/CAN 61 & 372

RW-316ABF = with Flange

RW-316AB				
6 70779 71203 1	1/2	80	0.46	39
6 70779 71204 8	3/4	60	0.54	35
RW-316ABF				
6 70779 72736 3	1/2	80	0.53	45
6 70779 72737 0	3/4	60	0.54	35

RW-516AB / ABF PEX (F1807) Ball Valve Hose Bibb



RW-516AB



RW-516ABF



- * 125# CWP
- * Lead Free Brass Body
- * PEX (F1807) x Hose
- * Virgin PTFE Seats
- * No Kink Spout
- * Double NBR O-Ring Packing
- * AB1953, NSF/ANSI/CAN 61 & 372

RW-516ABF = with Flange

RW-516AB				
6 70779 71205 5	1/2	48	0.23	13
6 70779 71206 2	3/4	48	0.26	15
RW-516ABF				
6 70779 71205 5	1/2	48	0.41	22
6 70779 71206 2	3/4	48	0.43	23

Various options available for all 3 different PEX styles



PEX F1807




PEX F1960



EVERLOC®

<https://redwhitevalvecorp.com/guide-to-pev-valves/>

5415AB / ABD / ABW PEX (EVERLOC+)® Ball Valve



- * 400# WOG
- * DZR Lead Free Brass Body
- * Full port
- * Virgin PTFE Seats
- * For use with PEX Tubing
- * Barb (Everloc+) x Barb (Everloc+)
- * Blow-Out Proof Stem
- * Double NBR O-Ring Packing
- * CSA B125.14
- * AB1953, NSF/ANSI/CAN 61 & 372

Accessories: See pg. 23

5414AB / 5414ABW PEX (EVERLOC+)® Transition Ball Valve




- * 400# WOG
- * DZR Lead Free Brass Body
- * Full port
- * Virgin PTFE Seats
- * For use with PEX Tubing
- * Barb (Everloc+) x EzPress®
- * Blow-Out Proof Stem
- * Double NBR O-Ring Packing
- * CSA B125.14
- * AB1953, NSF/ANSI/CAN 61 & 372

5416AB / 5416ABW PEX (EVERLOC+)® Transition Ball Valve



- * 400# WOG
- * DZR Lead Free Brass Body
- * Full port
- * Virgin PTFE Seats
- * For use with PEX Tubing
- * Barb (Everloc+) x FNPT
- * Blow-Out Proof Stem
- * Double NBR O-Ring Packing
- * CSA B125.14
- * AB1953, NSF/ANSI/CAN 61 & 372

5417AB / 5417ABW PEX (EVERLOC+)® Transition Ball Valve



- * 400# WOG
- * DZR Lead Free Brass Body
- * Full port
- * Virgin PTFE Seats
- * For use with PEX Tubing
- * Barb (Everloc+) x Solder
- * Blow-Out Proof Stem
- * Double NBR O-Ring Packing
- * CSA B125.14
- * AB1953, NSF/ANSI/CAN 61 & 372

5418AB / 5418ABW PEX (EVERLOC+)® Transition Ball Valve



- * 400# WOG
- * DZR Lead Free Brass Body
- * Full port
- * Virgin PTFE Seats
- * For use with PEX Tubing
- * Barb (Everloc+) x MNPT
- * Blow-Out Proof Stem
- * Double NBR O-Ring Packing
- * CSA B125.14
- * AB1953, NSF/ANSI/CAN 61 & 372

UPC Code	Size	Pcs./ carton	Indiv. Wt. (lbs.)	Wt./ Carton
5415AB				
6 70779 71810 1	1/2	80	0.30	26
6 70779 71811 8	3/4	60	0.56	35
6 70779 71812 5	1	45	0.87	41
6 70779 71813 2	1-1/4	30	1.30	41
6 70779 71814 9	1-1/2	20	1.83	46
6 70779 71815 6	2	15	3.29	52

5415ABD				
6 70779 72116 3	1/2	80	0.36	31
6 70779 72117 0	3/4	60	0.62	39
6 70779 72118 7	1	45	0.93	43

5415ABW				
6 70779 71816 3	1/2	80	0.28	24
6 70779 71817 0	3/4	60	0.52	33
6 70779 71818 7	1	45	0.82	39
6 70779 71819 4	1-1/4	30	1.26	40
6 70779 71820 0	1-1/2	20	1.82	45
6 70779 71821 7	2	15	3.29	51

5415ABDW				
6 70779 72119 4	1/2	80	0.33	28
6 70779 72120 0	3/4	60	0.58	36
6 70779 72121 7	1	45	0.90	42

5414AB				
6 70779 72134 7	1/2	80	0.27	23
6 70779 72135 4	3/4	60	0.51	32
6 70779 72136 1	1	45	0.79	37

5414ABW				
6 70779 72137 8	1/2	80	0.24	20
6 70779 72138 5	3/4	60	0.47	30
6 70779 72139 2	1	45	0.75	35

5416AB				
6 70779 72140 8	1/2	80	0.31	26
6 70779 72141 5	3/4	60	0.55	33
6 70779 72142 2	1	45	0.79	37

5416ABW				
6 70779 72143 9	1/2	80	0.27	23
6 70779 72144 6	3/4	60	0.49	31
6 70779 72145 3	1	45	0.75	35

5417AB				
6 70779 72146 0	1/2	80	0.28	24
6 70779 72147 7	3/4	60	0.50	31
6 70779 72148 4	1	45	0.74	35

5417ABW				
6 70779 72149 1	1/2	80	0.22	19
6 70779 72150 7	3/4	60	0.46	29
6 70779 72151 4	1	45	0.70	33

5418AB				
6 70779 72152 1	1/2	80	0.32	27
6 70779 72153 8	3/4	60	0.54	34
6 70779 72154 5	1	45	0.86	40

5418ABW				
6 70779 72155 2	1/2	80	0.28	24
6 70779 72156 9	3/4	60	0.50	31
6 70779 72157 6	1	45	0.83	39

3400AB LF Tankless Water Heater Valve Kit



- * 600# WOG
- * Full Port
- * Virgin PTFE Seats
- * FNPT x Solder
- * Integral base drain
- * Purge Port w/Cap
- * Integral relief valve
- RAB: 200K BTU/HR relief
- SAB: 500K BTU/HR relief
- TAB: 2.7M BTU/HR relief
- * AB1953, NSF/ANSI/CAN 61 & 372

3420AB LF Tankless Water Heater Valve Kit



- * 600# WOG
- * Full Port
- * Virgin PTFE Seats
- * FNPT x FNPT
- * Integral base drain
- * Purge Port w/Cap
- * Integral relief valve
- RAB: 200K BTU/HR relief
- SAB: 500K BTU/HR relief
- TAB: 2.7M BTU/HR relief
- * AB1953, NSF/ANSI/CAN 61 & 372

3430AB LF EzPress® Tankless Water Heater Valve Kit



- * 600# WOG
- * Full Port
- * Virgin PTFE Seats
- * FNPT x EzPress®
- * Integral base drain
- * Purge Port w/Cap
- * Integral relief valve
- RAB: 200K BTU/HR relief
- SAB: 500K BTU/HR relief
- TAB: 2.7M BTU/HR relief
- * AB1953, NSF/ANSI/CAN 61 & 372

3460RAB / 3470RAB LF PEX Tankless Water Heater Valve Kit



- * 600# WOG
- * Full Port
- * Virgin PTFE Seats
- * Integral base drain
- * Purge Port w/Cap
- * Integral relief valve
- RAB: 200K BTU/HR relief
- * AB1953, NSF/ANSI/CAN 61 & 372

3460RAB: FNPT x PEX (F1807)
 3470RAB: FNPT x PEX (F1960)

35*R Tankless Contractor Kits w/ GAS Accessories



- Kit includes:
- (1) 3400RAB, 3420RAB or 3430RAB Kit
 - (1) Gas Valve
 - 600# WOG
 - Threaded Ends
 - CSA certified 1/2psig
 - (1) Flexible Gas Connector
 - 1" O.D. (3/4" I.D.) Tube size
 - Yellow polymer coated S.S.
 - 3/4" MIP x 3/4" FIP
 - CSA certified indoor/outdoor use
 - 12", 18" or 24"

UPC Code	Size	Pcs/ carton	Indiv. Wt. (lbs.)	Wt./ Carton
3400RAB Kit				
6 70779 32605 4	3/4	9	4.04	39
6 70779 72235 1	1	5	4.60	26
3400SAB Kit				
6 70779 72283 2	3/4	9	4.04	39
6 70779 72238 2	1	5	4.60	26
3400TAB Kit				
6 70779 32405 0	3/4	9	4.84	46
6 70779 32406 7	1	5	5.18	28

* Kit includes (1) Hot Valve, (1) Cold Valve & (1) Pressure Relief Valve

3420RAB Kit				
6 70779 32205 6	3/4	9	4.02	39
6 70779 72236 8	1	5	4.65	26
3420SAB Kit				
6 70779 72284 9	3/4	9	4.02	39
6 70779 72239 9	1	5	4.65	26
3420TAB Kit				
6 70779 32105 9	3/4	9	4.82	46
6 70779 32106 6	1	5	5.24	29

* Kit includes (1) Hot Valve, (1) Cold Valve & (1) Pressure Relief Valve

3430RAB Kit				
6 70779 71639 8	3/4	9	4.04	39
6 70779 72237 5	1	5	4.70	26
3430SAB Kit				
6 70779 72285 6	3/4	9	4.04	39
6 70779 72240 5	1	5	4.70	26
3430TAB Kit				
6 70779 72049 4	3/4	9	4.80	45
6 70779 72282 5	1	5	5.40	46

* Kit includes (1) Hot Valve, (1) Cold Valve & (1) Pressure Relief Valve

3460RAB Kit				
6 70779 71639 8	3/4	9	4.04	39
3470RAB Kit				
6 70779 71639 8	3/4	9	4.04	39

* Kit includes (1) Hot Valve, (1) Cold Valve & (1) Pressure Relief Valve

350R2-12 (Solder)				
6 70779 71302 1	12"	-	6.28	-
350R2-18 (Solder)				
6 70779 71272 7	18"	-	6.39	-
350R2-24 (Solder)				
6 70779 71273 4	24"	-	6.48	-
352R2-12 (FNPT)				
6 70779 71303 8	12"	-	6.25	-
352R2-18 (FNPT)				
6 70779 71274 1	18"	-	6.35	-
352R2-24 (FNPT)				
6 70779 71275 8	24"	-	6.45	-
353R2-12 (EzPress®)				
6 70779 72279 5	12"	-	6.42	-
353R2-18 (EzPress®)				
6 70779 72280 1	18"	-	6.52	-
353R2-24 (EzPress®)				
6 70779 72281 8	24"	-	6.62	-

3400LAB LF Tankless Water Heater Valve Kit



- * 600# WOG
- * Full Port
- * Virgin PTFE Seats
- * FNPT x Solder
- * Integral base drain
- * Purge Port w/Cap
- * Integral relief valve
- LRAB: 200K BTU/HR relief
- LSAB: 500K BTU/HR relief
- LTAB: 2.7M BTU/HR relief
- * AB1953, NSF/ANSI/CAN 61 & 372

* Kit includes (1) Hot Valve, (1) Cold Valve and (1) Pressure Relief Valve

3420LAB LF Tankless Water Heater Valve Kit



- * 600# WOG
- * Full Port
- * Virgin PTFE Seats
- * FNPT x FNPT
- * Integral base drain
- * Purge Port w/Cap
- * Integral relief valve
- LRAB: 200K BTU/HR relief
- LSAB: 500K BTU/HR relief
- LTAB: 2.7M BTU/HR relief
- * AB1953, NSF/ANSI/CAN 61 & 372

* Kit includes (1) Hot Valve, (1) Cold Valve and (1) Pressure Relief Valve

3430LAB LF EzPress® Tankless Water Heater Valve Kit



- * 600# WOG
- * Full Port
- * Virgin PTFE Seats
- * FNPT x EzPress®
- * Integral base drain
- * Purge Port w/Cap
- * Integral relief valve
- LRAB: 200K BTU/HR relief
- LSAB: 500K BTU/HR relief
- LTAB: 2.7M BTU/HR relief
- * AB1953, NSF/ANSI/CAN 61 & 372

* Kit includes (1) Hot Valve, (1) Cold Valve and (1) Pressure Relief Valve

3300AB LF Water Heater Isolation Valve Kit



- * 600# WOG
- * Full Port
- * Virgin PTFE Seats
- * FNPT x Solder
- * AB1953, NSF/ANSI/CAN 61 & 372

* Kit includes (1) Hot Valve and (1) Cold Valve

3320AB LF Water Heater Isolation Valve Kit



- * 600# WOG
- * Full Port
- * Virgin PTFE Seats
- * FNPT x FNPT
- * AB1953, NSF/ANSI/CAN 61 & 372

* Kit includes (1) Hot Valve and (1) Cold Valve

3330AB LF EzPress® Water Heater Isolation Valve Kit



- * 600# WOG
- * Full Port
- * Virgin PTFE Seats
- * FNPT x EzPress®
- * AB1953, NSF/ANSI/CAN 61 & 372

* Kit includes (1) Hot Valve and (1) Cold Valve

UPC Code	Size	Pcs/ carton	Indiv. Wt. (lbs.)	Wt./ Carton
3400LRAB Kit				
6 70779 72298 6	3/4	9	3.63	35
3400LSAB Kit				
6 70779 72301 3	3/4	9	3.62	35
3400LTAB Kit				
6 70779 72304 4	3/4	9	4.29	41
3420LRAB Kit				
6 70779 72299 3	3/4	9	3.64	35
3420LSAB Kit				
6 70779 72302 0	3/4	9	3.64	35
3420LTAB Kit				
6 70779 72305 1	3/4	9	4.31	41
3430LRAB Kit				
6 70779 72300 6	3/4	9	3.72	36
3430LSAB Kit				
6 70779 72303 7	3/4	9	3.72	36
3430LTAB Kit				
6 70779 72306 8	3/4	9	4.39	42
3300AB LF Water Heater Isolation Valve Kit				
6 70779 72217 7	3/4	24	3.79	40
3320AB LF Water Heater Isolation Valve Kit				
6 70779 72220 7	3/4	24	3.85	40
3330AB LF EzPress® Water Heater Isolation Valve Kit				
6 70779 72223 8	3/4	24	3.84	40

3401AB LF Tankless Water Heater Valve (Hot)



- * 600# WOG
- * Full Port
- * Virgin PTFE Seats
- * Integral base drain
- * Purge Port w/Cap
- * AB1953, NSF/ANSI/CAN 61 & 372
- * FNPT x Solder

3402AB LF Tankless Water Heater Valve (Cold)



- * 600# WOG
- * Full Port
- * Virgin PTFE Seats
- * Integral base drain
- * Purge Port w/Cap
- * AB1953, NSF/ANSI/CAN 61 & 372
- * FNPT x Solder

3421AB LF Tankless Water Heater Valve (Hot)



- * 600# WOG
- * Full Port
- * Virgin PTFE Seats
- * Integral base drain
- * Purge Port w/Cap
- * AB1953, NSF/ANSI/CAN 61 & 372
- * FNPT x FNPT

3422AB LF Tankless Water Heater Valve (Cold)



- * 600# WOG
- * Full Port
- * Virgin PTFE Seats
- * Integral base drain
- * Purge Port w/Cap
- * AB1953, NSF/ANSI/CAN 61 & 372
- * FNPT x FNPT

3431AB LF EzPress® Tankless Water Heater Valve (Hot)



- * 600# WOG
- * Full Port
- * Virgin PTFE Seats
- * Integral base drain
- * Purge Port w/Cap
- * FNPT x EzPress®
- * AB1953, NSF/ANSI/CAN 61 & 372

3432AB LF EzPress® Tankless Water Heater Valve (Cold)



- * 600# WOG
- * Full Port
- * Virgin PTFE Seats
- * Integral base drain
- * Purge Port w/Cap
- * FNPT x EzPress®
- * AB1953, NSF/ANSI/CAN 61 & 372

UPC Code	Size	Pcs/ carton	Indiv. Wt. (lbs.)	Wt./ Carton
6 70779 31005 3	3/4	25	1.74	
6 70779 31006 0	1	20	1.89	
6 70779 30905 7	3/4	25	1.64	
6 70779 30906 4	1	20	1.77	
6 70779 30605 6	3/4	25	1.71	
6 70779 30606 3	1	20	1.92	
6 70779 30405 2	3/4	25	1.60	
6 70779 30406 9	1	20	1.80	
6 70779 71640 4	3/4	25	1.80	
6 70779 72277 1	1	20	1.93	
6 70779 71641 1	3/4	25	1.68	
6 70779 72278 8	1	20	1.80	

3401LAB LF Tankless Water Heater Valve (Hot)



- * 600# WOG
- * Full Port
- * Virgin PTFE Seats
- * Integral base drain
- * Purge Port w/Cap
- * AB1953, NSF/ANSI/CAN 61 & 372
- * FNPT x Solder

3421LAB LF Tankless Water Heater Valve (Hot)



- * 600# WOG
- * Full Port
- * Virgin PTFE Seats
- * Integral base drain
- * Purge Port w/Cap
- * AB1953, NSF/ANSI/CAN 61 & 372
- * FNPT x FNPT

3431LAB LF EzPress® Tankless Water Heater Valve (Hot)



- * 600# WOG
- * Full Port
- * Virgin PTFE Seats
- * Integral base drain
- * Purge Port w/Cap
- * AB1953, NSF/ANSI/CAN 61 & 372
- * FNPT x EzPress®

UPC Code	Size	Pcs/ carton	Indiv. Wt. (lbs.)	Wt./ Carton
6 70779 72313 6	3/4	20	1.89	
6 70779 72314 3	3/4	25	1.64	
6 70779 72315 0	3/4	25	1.71	

How to Maintain a Gas Tankless Water Heater

<https://redwhitevalvecorp.com/how-to-maintain-a-gas-tankless-water-heater/>



eBook:
Tankless Water Heaters Hidden Cost Features & Benefits

<https://info.redwhitevalvecorp.com/lp-tankless-water-heaters-hidden-cost-features-benefits>

3301AB LF Water Heater Isolation Valve (Hot)



- * 600# WOG
- * Full Port
- * Virgin PTFE Seats
- * Integral base drain
- * Purge Port w/Cap
- * FNPT x Solder
- * AB1953, NSF/ANSI/CAN 61 & 372

3302AB LF Water Heater Isolation Valve (Cold)



- * 600# WOG
- * Full Port
- * Virgin PTFE Seats
- * Integral base drain
- * Purge Port w/Cap
- * FNPT x Solder
- * AB1953, NSF/ANSI/CAN 61 & 372

3321AB LF Water Heater Isolation Valve (Hot)



- * 600# WOG
- * Full Port
- * Virgin PTFE Seats
- * Integral base drain
- * Purge Port w/Cap
- * FNPT x FNPT
- * AB1953, NSF/ANSI/CAN 61 & 372

3322AB LF Water Heater Isolation Valve (Cold)



- * 600# WOG
- * Full Port
- * Virgin PTFE Seats
- * Integral base drain
- * Purge Port w/Cap
- * FNPT x FNPT
- * AB1953, NSF/ANSI/CAN 61 & 372

3331AB LF EzPress® Water Heater Isolation Valve (Hot)



- * 600# WOG
- * Full Port
- * Virgin PTFE Seats
- * Integral base drain
- * Purge Port w/Cap
- * FNPT x EzPress®
- * AB1953, NSF/ANSI/CAN 61 & 372

3332AB LF EzPress® Water Heater Isolation Valve (Cold)



- * 600# WOG
- * Full Port
- * Virgin PTFE Seats
- * Integral base drain
- * Purge Port w/Cap
- * FNPT x EzPress®
- * AB1953, NSF/ANSI/CAN 61 & 372

UPC Code	Size	Pcs/ carton	Indiv. Wt. (lbs.)	Wt./ Carton
6 70779 72218 4	3/4	25	1.80	
6 70779 72219 1	3/4	25	1.68	
6 70779 72221 4	3/4	25	1.80	
6 70779 72222 1	3/4	25	1.68	
6 70779 72224 5	3/4	25	1.80	
6 70779 72225 2	3/4	25	1.68	

938BESLAB Butterfly Valve Lug pattern



- * 200 PSI
- * Lug Type/Lever
- * Ductile Iron Body
- * Alum. Bronze Disc
- * EPDM Seats
- * 416 Stainless Steel Stem
- * MSS-SP-67
- * ISO 5211 Mounting
- * Cartridge Seat
- * AB1953, NSF/ANSI/CAN 61 & 372

938BESGAB Butterfly Valve Lug pattern



- * 200 PSI Size 2" - 12"
- * 150 PSI Sizes 14" - Up
- * Lug Type/Gear
- * Ductile Iron Body
- * Alum. Bronze Disc
- * EPDM Seats
- * 416 Stainless Steel Stem
- * MSS-SP-67
- * ISO 5211 Mounting
- * Cartridge Seat
- * AB1953, NSF/ANSI/CAN 61 & 372

9517AB / 9519AB LF Brass Balancing Valve



- * 300# WOG
- * DZR Lead Free Brass Body
- * Fixed Orifice Design
- * Venturi Insert
- * Precision Adjustable Handwheel
- * Integral Memory Stop
- * Multi-turn adjustment
- * AB1953, NSF/ANSI/CAN 61 & 372

9517AB = Threaded Ends
9519AB = Solder Ends

9517ABU = Ultra Low Flow
9517ABL = Low Flow

9519ABU = Ultra Low Flow
9519ABL = Low Flow

9527AB / 9529AB LF Brass Balancing Valve



- * 300WOG
- * Lead Free Brass Body
- * On/Off Capability
- * Integral Memory Stop
- * Ready-to-mount On/Off Wax Actuator Available (See pg B8)
- * AB1953, NSF/ANSI/CAN 61 & 372

9527AB = Threaded Ends
9529AB = Solder Ends

9527ABL = Low Flow

UPC Code	Size	Pcs./carton	Indiv. Wt. (lbs.)	Wt./Carton
6 70779 71408 0	2	-	10	-
6 70779 71409 7	2-1/2	-	12	-
6 70779 71410 3	3	-	12	-
6 70779 71411 0	4	-	18	-
6 70779 71412 7	5	-	22	-
6 70779 71413 4	6	-	26	-
6 70779 71414 1	8	-	42	-
6 70779 71406 6	10	-	64	-
6 70779 71407 3	12	-	101	-

6 70779 72589 5	3	-	20	-
6 70779 72590 1	4	-	26	-
6 70779 72591 8	5	-	30	-
6 70779 71603 9	6	-	33	-
6 70779 71417 2	8	-	59	-
6 70779 71415 8	10	-	73	-
6 70779 71416 5	12	-	120	-
6 70779 72592 5	14	-	167	-

9517AB

6 70779 70215 5	1/2	20	1.24	27
6 70779 70216 2	3/4	15	1.42	23
6 70779 70217 9	1	10	1.68	19
6 70779 70218 6	1-1/4	10	2.74	30
6 70779 70219 3	1-1/2	10	3.44	37
6 70779 70220 9	2	5	4.74	26

9517ABU

6 70779 70829 4	1/2	20	1.24	27
-----------------	-----	----	------	----

9517ABL

6 70779 70828 7	1/2	20	1.24	27
-----------------	-----	----	------	----

9519AB

6 70779 70221 6	1/2	20	1.16	26
6 70779 70222 3	3/4	15	1.28	22
6 70779 70223 0	1	10	1.52	17
6 70779 70224 7	1-1/4	10	2.46	27
6 70779 70225 4	1-1/2	10	3.12	33
6 70779 70226 1	2	5	4.54	24

9519ABU

6 70779 70831 7	1/2	20	1.16	26
-----------------	-----	----	------	----

9519ABL

6 70779 70830 0	1/2	20	1.16	26
-----------------	-----	----	------	----

9527AB

6 70779 70319 0	1/2	20	0.78	17
6 70779 70320 6	3/4	20	0.98	21
6 70779 70304 6	1	20	1.40	30
6 70779 71162 1	1-1/4	18	2.06	40
6 70779 71163 8	1-1/2	15	2.60	42
6 70779 71164 5	2	15	3.68	59

9527ABL

6 70779 70303 9	1/2	20	0.78	17
-----------------	-----	----	------	----

9529AB

6 70779 70321 3	1/2	20	0.70	16
6 70779 70322 0	3/4	20	0.94	21

9960ABT-FF /-SS /-PP /-EE LF Brass Thermostatic Balancing Valve



- * 250 CWP (valve body)
- * DZR Lead Free Brass Body
- * Designed for domestic hot water recirculation
- * Temperature activated internal flow cartridge
- * Wide range of temperature setting
- * Double union body for easy installation and maintenance
- * AB1953, NSF/ANSI/CAN 61 & 372

UPC Code	Size	Pcs./carton	Prod. Div. (lbs.)	Wtd. Div. (lbs.)	Wt./Carton
9960ABT-FF					
670779729039	115 - 1/2	36	0.90	35	
670779729046	120 - 1/2	36	0.90	35	
670779729053	130 - 1/2	36	0.90	35	
670779729060	140 - 1/2	36	0.90	35	
670779729077	150 - 1/2	36	0.90	35	
670779729084	115 - 3/4	32	1.27	44	
670779729091	120 - 3/4	32	1.27	44	
670779729107	130 - 3/4	32	1.27	44	
670779729114	140 - 3/4	32	1.27	44	
670779729121	150 - 3/4	32	1.27	44	
670779729138	115 - 1	28	1.74	52	
670779729145	120 - 1	28	1.74	52	
670779729152	130 - 1	28	1.74	52	
670779729169	140 - 1	28	1.74	52	
670779729176	150 - 1	28	1.74	52	
9960ABT-SS					
670779729183	115 - 1/2	36	0.80	32	
670779729190	120 - 1/2	36	0.80	32	
670779729206	130 - 1/2	36	0.80	32	
670779729213	140 - 1/2	36	0.80	32	
670779729220	150 - 1/2	36	0.80	32	
670779729237	115 - 3/4	32	1.16	41	
670779729244	120 - 3/4	32	1.16	41	
670779729251	130 - 3/4	32	1.16	41	
670779729268	140 - 3/4	32	1.16	41	
670779729275	150 - 3/4	32	1.16	41	
670779729282	115 - 1	28	1.66	50	
670779729299	120 - 1	28	1.66	50	
670779729305	130 - 1	28	1.66	50	
670779729312	140 - 1	28	1.66	50	
670779729329	150 - 1	28	1.66	50	
9960ABT-PP					
670779729336	115 - 1/2	36	0.87	34	
670779729343	120 - 1/2	36	0.87	34	
670779729350	130 - 1/2	36	0.87	34	
670779729367	140 - 1/2	36	0.87	34	
670779729374	150 - 1/2	36	0.87	34	
670779729381	115 - 3/4	32	1.22	42	
670779729398	120 - 3/4	32	1.22	42	
670779729404	130 - 3/4	32	1.22	42	
670779729411	140 - 3/4	32	1.22	42	
670779729428	150 - 3/4	32	1.22	42	
670779729435	115 - 1	28	1.59	48	
670779729442	120 - 1	28	1.59	48	
670779729459	130 - 1	28	1.59	48	
670779729466	140 - 1	28	1.59	48	
670779729473	150 - 1	28	1.59	48	
9960ABT-EE					
670779730219	115 - 1/2	36	0.91	36	
670779730226	120 - 1/2	36	0.91	36	
670779730233	130 - 1/2	36	0.91	36	
670779730240	140 - 1/2	36	0.91	36	
670779730257	150 - 1/2	36	0.91	36	
670779730264	115 - 3/4	32	1.28	44	
670779730271	120 - 3/4	32	1.28	44	
670779730288	130 - 3/4	32	1.28	44	
670779730295	140 - 3/4	32	1.28	44	
670779730301	150 - 3/4	32	1.28	44	
670779730318	115 - 1	28	1.79	54	
670779730325	120 - 1	28	1.79	54	
670779730332	130 - 1	28	1.79	54	
670779730349	140 - 1	28	1.79	54	
670779730356	150 - 1	28	1.79	54	

206AB / 207AB LF Brass Gate Valve



- * 125# WSP
- * 200# WOG
- * Lead Free Brass Body
- * Screw In Bonnet
- * Non-Rising Stem
- * Solid Wedge Disc
- * AB1953, NSF/ANSI/CAN 61 & 372

206AB = Threaded Ends
207AB = Solder Ends

Cross Handle Option Available. See pg. 23



267AB / 268AB LF Brass Gate Valve



- * 200#WOG
- * Lead Free Brass Body
- * Screw in Bonnet
- * Non-rising stem
- * Solid Wedge Disc
- * AB1953, NSF/ANSI/CAN 61 & 372

267AB = Threaded Ends
268AB = Solder Ends

Cross Handle Option Available. See pg. 23



380AB / 387AB LF Brass Wye Strainer



- * 125# WSP / 200# WOG
- * Lead Free Brass Body
- * SS 20 Mesh Screen
- * With "clean out" tap & plug
- * AB1953, NSF/ANSI/CAN 61 & 372

380AB = Threaded Ends
387AB = Solder Ends

232AB / 233AB LF Brass In-line Check Valve



- * 400# WOG (1/2" - 2")
- * 200# WOG (2 1/2" - 3")
- * Lead Free Brass Body & Disc
- * EPDM Seat
- * Spring Loaded (SS301 spring)
- * Low Noise Operation
- * AB1953, NSF/ANSI/CAN 61 & 372

232AB = Threaded Ends
233AB = Solder Ends

UPC Code	Size	Pcs./carton	Indiv. Wt. (lbs.)	Wt./Carton
206AB				
6 70779 20604 2	1/2	50	0.54	29
6 70779 20605 9	3/4	50	0.80	42
6 70779 20606 6	1	20	1.18	26
6 70779 20607 3	1-1/4	20	1.80	38
6 70779 20608 0	1-1/2	15	2.40	38
6 70779 20620 2	2	10	3.96	42
6 70779 20625 7	2-1/2	6	6.80	44
6 70779 20630 1	3	4	8.66	37
6 70779 20640 0	4	1	15.52	17
207AB				
6 70779 20704 9	1/2	50	0.44	24
6 70779 20705 6	3/4	50	0.74	40
6 70779 20706 3	1	20	1.08	24
6 70779 20707 0	1-1/4	20	1.60	35
6 70779 20708 7	1-1/2	15	2.24	35
6 70779 20720 9	2	10	4.18	44

267AB				
6 70779 25904 8	1/2	50	0.46	24
6 70779 25905 5	3/4	50	0.62	32
6 70779 25906 2	1	20	0.84	18
6 70779 25907 9	1-1/4	20	1.44	30
6 70779 25908 6	1-1/2	15	1.74	28
6 70779 25920 8	2	10	2.70	28
268AB				
6 70779 25804 1	1/2	50	0.36	20
6 70779 25805 8	3/4	50	0.56	29
6 70779 25806 5	1	20	0.74	16
6 70779 25807 2	1-1/4	20	1.36	29
6 70779 25808 9	1-1/2	15	1.64	26
6 70779 25820 1	2	10	2.52	27

380AB				
6 70779 70914 7	1/2	80	0.42	37
6 70779 70915 4	3/4	48	0.62	32
6 70779 70916 1	1	36	0.90	34
6 70779 70917 8	1-1/4	24	1.26	32
6 70779 70918 5	1-1/2	8	1.86	16
6 70779 70919 2	2	8	2.54	22
387AB				
6 70779 70920 8	1/2	80	0.40	33
6 70779 70921 5	3/4	48	0.54	28
6 70779 70922 2	1	36	0.78	61
6 70779 70923 9	1-1/4	24	1.34	33
6 70779 70924 6	1-1/2	8	1.82	16
6 70779 70925 3	2	8	2.56	22

232AB				
6 70779 21504 4	1/2	150	0.25	48
6 70779 21505 1	3/4	100	0.38	27
6 70779 21506 8	1	60	0.59	42
6 70779 21507 5	1-1/4	48	0.96	42
6 70779 21508 2	1-1/2	30	1.27	28
6 70779 21520 4	2	15	1.98	21
6 70779 21525 9	2-1/2	8	4.27	
6 70779 21530 3	3	6	6.40	
6 70779 21540 2	4	3	11.7	
233AB				
6 70779 20504 5	1/2	150	0.28	54
6 70779 20505 2	3/4	100	0.42	32
6 70779 20506 9	1	60	0.66	50
6 70779 20507 6	1-1/4	48	1.04	53
6 70779 20508 3	1-1/2	30	1.28	32
6 70779 20520 5	2	15	1.98	25
6 70779 20520 9	2-1/2	8	4.25	
6 70779 20520 6	3	6	6.35	

234AB / 234ABX DZR LF Brass In-line Check Valve



- * 400# WOG
- * DZR Lead Free Brass Body
- * Spring loaded
- * Spring cracking pressure 0.5 psi
- * AB1953, NSF/ANSI/CAN 61 & 372

236AB / 237AB LF Brass Swing Check Valve

236AB



- * 125# WSP
- * Lead Free Brass Body
- * Swing Check
- * "Y" Pattern
- * Brass Disc
- * MSS-SP-139
- * AB1953, NSF/ANSI/CAN 61 & 372

236AB = Threaded Ends
237AB = Solder Ends


246AB / 247AB / 244AB LF Brass Swing Check Valve



- * 200# WOG
- * Lead Free Brass Body
- * Horizontal "T" pattern
- * AB1953, NSF/ANSI/CAN 61 & 372

246AB = Threaded Ends
247AB = Solder Ends
244AB = EzPress® Ends

1900AB / 1920AB LF Dielectric Union



1900AB


1920AB



- * Female NPT x Copper
- * Forged Steel
- * Lead Free Brass Tailpiece
- * ANSI B16.39
- * EPDM Seals
- * AB1953, NSF/ANSI/CAN 61 & 372

UPC Code	Size	Pcs/ carton	Indiv. Wt. (lbs.)	Wt./ Carton
234AB				
6 70779 72649 6	1/2	150	0.27	43
6 70779 72648 9	3/4	100	0.43	45
6 70779 72650 2	1	60	0.64	41
6 70779 72651 9	1-1/4	48	0.99	50
6 70779 72652 6	1-1/2	30	1.47	47
6 70779 72653 3	2	15	2.22	36
234ABX				
6 7077973063 9	2-1/2	8	4.83	
6 7077973064 6	3	6	6.94	
6 7077973065 3	4	2	12.4	
236AB				
6 70779 22404 6	1/2	80	0.56	47
6 70779 22405 3	3/4	60	0.86	55
6 70779 22406 0	1	30	1.28	41
6 70779 22407 7	1-1/4	24	2.06	52
6 70779 22408 4	1-1/2	18	2.84	54
6 70779 22420 6	2	10	4.46	48
237AB				
6 70779 22204 2	1/2	80	0.54	44
6 70779 22205 9	3/4	60	0.86	54
6 70779 22206 6	1	30	1.28	41
6 70779 22207 3	1-1/4	24	1.98	50
6 70779 22208 0	1-1/2	18	2.76	52
6 70779 22220 2	2	10	4.60	49
246AB				
6 70779 70926 0	1/4	120	0.34	43
6 70779 70927 7	3/8	120	0.36	45
6 70779 24504 1	1/2	120	0.38	49
6 70779 24505 8	3/4	80	0.56	48
6 70779 24506 5	1	60	0.88	54
6 70779 24507 2	1-1/4	40	1.38	56
6 70779 24508 9	1-1/2	30	1.82	58
6 70779 24520 1	2	24	2.50	64
6 70779 70527 9	2-1/2	12	4.90	63
6 70779 70528 6	3	8	7.44	62
6 70779 70529 3	4	4	11.12	47
247AB				
6 70779 24404 4	1/2	120	0.34	43
6 70779 24405 1	3/4	80	0.58	49
6 70779 24406 8	1	60	0.78	50
6 70779 24407 5	1-1/4	40	1.22	53
6 70779 24408 2	1-1/2	30	1.82	58
6 70779 24420 4	2	24	2.62	67
6 70779 70832 4	2-1/2	15	4.72	74
6 70779 70833 1	3	6	7.00	44
6 70779 70834 8	4	4	11.72	51
244AB				
6 70779 72569 7	1/2	120	0.47	58
6 70779 72570 3	3/4	80	0.66	55
6 70779 72571 0	1	60	0.95	59
6 70779 72572 7	1-1/4	40	1.46	61
6 70779 72573 4	1-1/2	30	2.09	65
6 70779 72574 1	2	24	2.83	70
1900AB				
6 70779 70618 4	1/2	144	0.32	51
6 70779 70619 1	3/4	144	0.42	66
6 70779 70620 7	1	120	0.54	71
6 70779 70621 4	1-1/4	48	0.84	41
6 70779 70622 1	1-1/2	48	1.26	66
6 70779 70623 8	2	24	2.08	55
1920AB				
6 7077973104 9	1/2	144	0.36	
6 7077973105 6	3/4	96	0.49	
6 7077973106 3	1	120	0.63	
6 7077973107 0	1-1/4	48	0.95	
6 7077973108 7	1-1/2	36	1.50	
6 7077973109 4	2	20	2.52	

RW-315AB / RW-315ABBLUE LF Hose Bibb



- * 125# CWP
- * Lead Free Brass Body
- * Virgin PTFE Seats
- * MNPT x Hose (1/2" size also accepts copper pipe for solder joint)
- * No Kink Spout
- * Double NBR O-Ring Packing
- * AB1953, NSF/ANSI/CAN 61 & 372

RW-316AB / ABF LF Brass PEX Hose Bibb



RW-316AB

RW-316ABF



- * 125# CWP
- * Lead Free Brass Body
- * Virgin PTFE Seats
- * PEX (F1807) x Hose
- * No Kink Spout
- * Double NBR O-Ring Packing
- * AB1953, NSF/ANSI/CAN 61 & 372

RW-316ABF = with Flange

RW-320AB LF Brass EzPress® Hose Bibb



- * 125# CWP
- * Lead Free Brass Body
- * Virgin PTFE Seats
- * EzPress® x Hose
- * No Kink Spout
- * Double NBR O-Ring Packing
- * AB1953, NSF/ANSI/CAN 61 & 372

RW-301AB LF Brass Hose Bibb



- * 125# CWP
- * Lead Free Brass Body
- * MNPT x Hose (1/2" size also accepts copper pipe for solder joint)
- * AB1953, NSF/ANSI/CAN 61 & 372

RW-213AB / RW-223AB LF Brass Stop Valve



RW-213AB

RW-223AB



- * 125# CWP
- * Lead Free Brass Body
- * Solder Ends
- * Adjustable Packing
- * Drain Plug (RW-223AB)
- * AB1953, NSF/ANSI/CAN 61 & 372

UPC Code	Size	Pcs./carton	Indiv. Wt. (lbs.)	Wt./Carton
RW-315AB				
6 70779 31304 7	1/2	80	0.40	39
6 70779 31305 4	3/4	60	0.44	35

RW-315ABBLUE				
6 70779 71591 9	1/2	80	0.40	39
6 70779 71592 6	3/4	60	0.44	35

RW-316AB				
6 70779 71203 1	1/2	80	0.46	39
6 70779 71204 8	3/4	60	0.54	35

RW-316ABF				
6 70779 72736 3	1/2	80	0.53	45
6 70779 72737 0	3/4	60	0.54	35

6 70779 71466 0	1/2	80	0.35	39
6 70779 71467 7	3/4	50	0.40	20

6 70779 70912 3	1/2	48	0.36	17
6 70779 70913 0	3/4	48	0.38	18

RW-213AB				
6 70779 70906 2	1/2	48	0.40	22
6 70779 70907 9	3/4	48	0.56	29

RW-223AB				
6 70779 70900 0	1/2	48	0.44	23
6 70779 70901 7	3/4	48	0.58	30

RW-514AB / ABBLUE LF Brass Ball Valve Boiler Drain



- * 125# CWP
- * Lead Free Brass Body
- * MNPT x Hose (1/2" size also accepts copper pipe for solder joint)
- * Virgin PTFE Seats
- * No Kink Spout
- * Double NBR O-Ring Packing
- * AB1953, NSF/ANSI/CAN 61 & 372

UPC Code	Size	Pcs/ carton	Indiv. Wt. (lbs.)	Wt./ Carton
RW-514AB				
6 70779 72215 3	1/2	48	0.30	16
6 70779 72216 0	3/4	48	0.34	18

RW-514ABBLUE				
6 70779 72293 1	1/2	48	0.30	16
6 70779 72294 8	3/4	48	0.34	18

RW-516AB / ABF LF Brass PEX Ball Valve Boiler Drain



RW-516AB

RW-516ABF



- * 125# CWP
- * Lead Free Brass Body
- * PEX (F1807) x Hose
- * Virgin PTFE Seats
- * No Kink Spout
- * Double NBR O-Ring Packing
- * AB1953, NSF/ANSI/CAN 61 & 372

RW-516ABF = with Flange

RW-516AB				
6 70779 71205 5	1/2	48	0.23	13
6 70779 71206 2	3/4	48	0.26	15

RW-516ABF				
6 70779 71205 5	1/2	48	0.41	22
6 70779 71206 2	3/4	48	0.43	23

RW-504AB / RW-505AB LF Brass Boiler Drain



RW-504AB

RW-505AB




- * 125# CWP
- * Lead Free Brass Body
- * AB1953, NSF/ANSI/CAN 61 & 372

RW-504AB = MNPT x Hose (1/2" size also accepts copper pipe for solder joint)
RW-505AB = Female x Hose

RW-504AB				
6 70779 70902 4	1/2	48	0.44	23
6 70779 70903 1	3/4	48	0.46	24

RW-505AB				
6 70779 70904 8	1/2	48	0.42	22
6 70779 70905 5	3/4	48	0.46	24

RW-252AB / RW-272AB LF Brass Sillcock



RW-252AB

RW-272AB



- * 125# CWP
- * Lead Free Brass Body
- * AB1953, NSF/ANSI/CAN 61 & 372

RW-252AB = FNPT x Hose
RW-272AB = Solder x Hose

RW-252AB				
6 70779 70908 6	1/2	48	0.50	26
6 70779 70909 3	3/4	48	0.52	27

RW-272AB				
6 70779 70910 9	1/2	48	0.46	25
6 70779 70911 6	3/4	48	0.52	26

RW-255ABF / RW-275ABF LF Brass Sillcock w/ Flange



RW-255ABF

RW-275ABF



- * 125# CWP
- * Lead Free Brass Body
- * AB1953, NSF/ANSI/CAN 61 & 372

RW-255ABF = FNPT x Hose
RW-275ABF = Solder x Hose

RW-255ABF				
6 70779 73088 2	1/2	50	0.40	21
6 70779 73089 9	3/4	50	0.42	22

RW-275ABF				
6 70779 73090 5	1/2	80	0.40	21
6 70779 73091 2	3/4	60	0.43	22

5044AB/5049AB	Extension Stem (ES)	Wing "T" Handle	Replacement Handle	Memory Stop	Locking Lever Handle	Memory Stop for ES
1/4"	5044/49F-ES 1/4	5044/49F-WH 1/4	5044AB-LHK or 5049AB-LHK 1/4	5044/49F-MS 1/4	5044AB-LL or 5049AB-LL 1/4	5044/49F-MSES 1/4
3/8"	5044/49F-ES 1/4	5044/49F-WH 1/4	5044AB-LHK or 5049AB-LHK 1/4	5044/49F-MS 1/4	5044AB-LL or 5049AB-LL 1/4	5044/49F-MSES 1/4
1/2"	5044/49F-ES 1/2	5044/49F-WH 1/2	5044AB-LHK or 5049AB-LHK 1/2	5044/49F-MS 1/2	5044AB-LL or 5049AB-LL 1/2	5044/49F-MSES 1/2
3/4"	5044/49F-ES 1/2	5044/49F-WH 1/2	5044AB-LHK or 5049AB-LHK 1/2	5044/49F-MS 1/2	5044AB-LL or 5049AB-LL 1/2	5044/49F-MSES 1/2
1"	5044/49F-ES 1	5044/49F-WH 1	5044AB-LHK or 5049AB-LHK 1	5044/49F-MS 1	5044AB-LL or 5049AB-LL 1	5044/49F-MSES 1
1-1/4"	5044/49F-ES 1	5044/49F-WH 1	5044AB-LHK or 5049AB-LHK 1	5044/49F-MS 1	5044AB-LL or 5049AB-LL 1	5044/49F-MSES 1
1-1/2"	5044/49F-ES 1-1/2	5044/49F-WH 1-1/2	5044AB-LHK or 5049AB-LHK 1-1/2	5044/49F-MS 1-1/2	5044AB-LL or 5049AB-LL 1-1/2	5044/49F-MSES 1-1/2
2"	5044/49F-ES 1-1/2	5044/49F-WH 1-1/2	5044AB-LHK or 5049AB-LHK 1-1/2	5044/49F-MS 1-1/2	5044AB-LL or 5049AB-LL 1-1/2	5044/49F-MSES 1-1/2
2-1/2" - 4"	5044/49F-ES 2-1/2		5044AB-LHK or 5049AB-LHK 3			

5544AB/5549AB	Extension Stem (ES)	Wing "T" Handle	Replacement Handle	Memory Stop	Locking Lever Handle	Memory Stop for ES
1/4"	5044/49F-ES 1/4	5044/49F-WH 1/4	5544AB-LHK or 5549AB-LHK 1/4	5044/49F-MS 1/4	5544AB-LL or 5549AB-LL 1/4	5044/49F-MSES 1/4
3/8"	5044/49F-ES 1/4	5044/49F-WH 1/4	5544AB-LHK or 5549AB-LHK 1/4	5044/49F-MS 1/4	5544AB-LL or 5549AB-LL 1/4	5044/49F-MSES 1/4
1/2"	5044/49F-ES 1/2	5044/49F-WH 1/2	5544AB-LHK or 5549AB-LHK 1/2	5044/49F-MS 1/2	5544AB-LL or 5549AB-LL 1/2	5044/49F-MSES 1/2
3/4"	5044/49F-ES 1/2	5044/49F-WH 1/2	5544AB-LHK or 5549AB-LHK 1/2	5044/49F-MS 1/2	5544AB-LL or 5549AB-LL 1/2	5044/49F-MSES 1/2
1"	5044/49F-ES 1	5044/49F-WH 1	5544AB-LHK or 5549AB-LHK 1	5044/49F-MS 1	5544AB-LL or 5549AB-LL 1	5044/49F-MSES 1
1-1/4"	5044/49F-ES 1	5044/49F-WH 1	5544AB-LHK or 5549AB-LHK 1	5044/49F-MS 1	5544AB-LL or 5549AB-LL 1	5044/49F-MSES 1
1-1/2"	5044/49F-ES 1-1/2	5044/49F-WH 1-1/2	5544AB-LHK or 5549AB-LHK 1-1/2	5044/49F-MS 1-1/2	5544AB-LL or 5549AB-LL 1-1/2	5044/49F-MSES 1-1/2
2"	5044/49F-ES 1-1/2	5044/49F-WH 1-1/2	5544AB-LHK or 5549AB-LHK 1-1/2	5044/49F-MS 1-1/2	5544AB-LL or 5549AB-LL 1-1/2	5044/49F-MSES 1-1/2
2-1/2" - 4"	5044/49F-ES 2-1/2	-	5544AB-LHK or 5549AB-LHK 2-1/2	-	-	-

5592AB/5595AB	Extension Stem (ES)	Wing "T" Handle	Replacement Handle
1/4"	5592/95F-ES 1/4	-	-
3/8"	5592/95F-ES 1/4	-	-
1/2"	5592/95F-ES 1/2	5592AB-WH or 5595AB-WH 1/2	5592AB-LH or 5595AB-LH 1/2
3/4"	5592/95F-ES 1/2	5592AB-WH or 5595AB-WH 1/2	5592AB-LH or 5595AB-LH 1/2
1"	5592/95F-ES 1	5592AB-WH or 5595AB-WH 1	5592AB-LH or 5595AB-LH 1
1-1/4"	5592/95F-ES 1	5592AB-WH or 5595AB-WH 1	5592AB-LH or 5595AB-LH 1
1-1/2"	5592/95F-ES 1-1/2	-	-
2"	5592/95F-ES 1-1/2	-	-
2-1/2" - 4"	5592/95F-ES 2-1/2	-	-



Extension Stem



Locking Lever



Wing Handle

5020AB/5520AB	Extension Stem (ES)	Wing "T" Handle	Replacement Handle	Memory Stop	Locking Lever Handle	Memory Stop for ES
1/4"	-	5044/49F-WH 1/4	5044AB-LHK or 5049AB-LHK 1/4	-	-	-
3/8"	-	5044/49F-WH 1/4	5044AB-LHK or 5049AB-LHK 1/4	-	-	-
1/2"	5044/49F-ES 1/2	5044/49F-WH 1/2	5044AB-LHK or 5049AB-LHK 1/2	5044/49F-MS 1/2	5020AB-LL 1/2	5044/49F-MSES 1/2
3/4"	5044/49F-ES 1/2	5044/49F-WH 1/2	5044AB-LHK or 5049AB-LHK 1/2	5044/49F-MS 1/2	5020AB-LL 1/2	5044/49F-MSES 1/2
1"	5044/49F-ES 1	5044/49F-WH 1	5044AB-LHK or 5049AB-LHK 1	5044/49F-MS 1	5020AB-LL 1	5044/49F-MSES 1
1-1/4"	5044/49F-ES 1	5044/49F-WH 1	5044AB-LHK or 5049AB-LHK 1	5044/49F-MS 1	5020AB-LL 1	5044/49F-MSES 1
1-1/2"	5044/49F-ES 1-1/2	5044/49F-WH 1-1/2	5044AB-LHK or 5049AB-LHK 1-1/2	5044/49F-MS 1-1/2	5544AB-LL or 5549AB-LL 1-1/2	5044/49F-MSES 1-1/2
2"	5044/49F-ES 1-1/2	5044/49F-WH 1-1/2	5044AB-LHK or 5049AB-LHK 1-1/2	5044/49F-MS 1-1/2	5544AB-LL or 5549AB-LL 1-1/2	5044/49F-MSES 1-1/2
2-1/2" - 4"	5044/49F-ES 2-1/2	-	5044AB-LHK or 5049AB-LHK 3	-	-	-

5065AB	Compression Ferrule only	Compression Nut
1/2"	5065-FER 1/2	5065-CN 1/2
3/4"	5065-FER 3/4	5065-CN 3/4
1"	5065-FER 1	5065-CN 1

5070AB	Disassembly Tool
1/2"	5070-RT 1/2

50xxAB PEX valves (F1807 & F1970)	Extension Stem (ES)	Wing "T" Handle
1/2"	5592/95F-ES 1/4	5006AB-WH, 5007AB-WH, 5008AB-WH, 5009AB-WH, 5015AB-WH, 5016AB-WH, 5017AB-WH or 5018AB-WH 1/2
3/4"	5592/95F-ES 1/2	5006AB-WH, 5007AB-WH, 5008AB-WH, 5009AB-WH, 5015AB-WH, 5016AB-WH, 5017AB-WH or 5018AB-WH 3/4
1"	5592/95F-ES 1/2	5006AB-WH, 5007AB-WH, 5008AB-WH, 5009AB-WH, 5015AB-WH, 5016AB-WH, 5017AB-WH or 5018AB-WH 3/4
1-1/4"	5592/95F-ES 1	5015AB-WH 1-1/4 (Available only for 5015AB)
1-1/2"	5592/95F-ES 1	5015AB-WH 1-1/2 (Available only for 5015AB)
2"	5592/95F-ES 1-1/2	5015AB-WH 2 (Available only for 5015AB)
2-1/2" - 3"	5592/95F-ES 1-1/2	-

541xAB PEX valves (Everloc®)	Extension Stem (ES)	Wing "T" Handle
1/2"	5592/95F-ES 1/4	5415AB-WH 1/2
3/4"	5592/95F-ES 1/2	5415AB-WH 3/4
1"	5592/95F-ES 1/2	5415AB-WH 3/4
1-1/4"	5592/95F-ES 1	5415AB-WH 1-1/4
1-1/2"	5592/95F-ES 1	5415AB-WH 1-1/4
2"	5592/95F-ES 1-1/2	5415AB-WH 2



Extension Stem



Wing Handle

1501AB / 1516AB 1501PAB / 1516PAB	Extension Stem (ES)	Wing "T" Handle
1/2"	1500AB-ES 1/2	500AB-WH 1/2
3/4"	1500AB-ES 1/2	500AB-WH 1/2
1"	1500AB-ES 1/2	500AB-WH 1/2
1-1/4"	1500AB-ES 1-1/4	-
1-1/2"	1500AB-ES 1-1/4	-
2"	500AB-ES 2	-
2-1/2"	500AB-ES 2	-



Extension Stem



Wing Handle

3400AB / 3420AB / 3430AB 3400LAB / 3420LAB / 3430LAB	Relief Valve 200K BTU/HR	Relief Valve 500K BTU/HR	Relief Valve 2.7M BTU/HR	Union Assembly	O-Ring / gasket for union only
3/4"	3405 3/4	3406 3/4	-	3400/3420-UK 3/4	3400/3420-OR 3/4
1"	-	-	3407 3/4	3400/3420-UK 1	3400/3420-OR 1

206AB / 207AB	Cross Handle	Regular Handwheel
1/2"	206/211-CH 1	206/207ABF-H 1/2
3/4"	206/211-CH 1	206/207ABF-H 1/2
1"	206/211-CH 2	206/207ABF-H 1
1-1/4"	206/211-CH 3	206/207ABF-H 1-1/4
1-1/2"	206/211-CH 3	206/207ABF-H 2
2"	206/211-CH 4	206/207ABF-H 2
2-1/2" - 3"	206/211-CH 5	206/207ABF-H 2-1/2



Hand Wheel



Hand Wheel



Cross Handle

267AB / 268AB	Cross Handle	Regular Handwheel
1/2"	267-CH 1/2	267/268-HK 1/2
3/4"	267-CH 1/2	267/268-HK 1/2
1"	267-CH 1	267/268-HK 1
1-1/4"	267-CH 1-1/4	267/268-HK 1-1/4
1-1/2"	267-CH 1-1/4	267/268-HK 1-1/4
2"	267-CH 2	267/268-HK 2
2-1/2" - 3"	267-CH 2-1/2	267/268-HK 2-1/2
4"	267-CH 3	267/268-HK 3

8000E / P / S Closely Spced TEE



- * Primary / Secondary Loop Purge TEE
- * Used For Hydraulic Separation
- * Ball Valve Placed Between 2 Closely Spced TEES
- * DZR Brass Body
- * Chrome Plated Ball
- * Full Port Design
- * Adjustable Packing Gland
- * Virgin PTFE Seats
- * Blow-Out Proof Stem

- 8000E: PEX (F1960) Connections 250WOG
- 8000P: EzPress® Connections 250WOG
- 8000S: Solder Connections 600WOG

8020E / P / S Purge & Fill Valve



- * Twin Purge Design
- * Used to Fill, Drain and Refill any Closed Loop System
- * DZR Brass Body
- * Chrome Plated Ball
- * Full Port Design
- * (2) High Flow Hose Drains w/ Cap & Chain
- * Adjustable Packing Gland
- * Virgin PTFE Seats
- * Blow-Out Proof Stem

- 8020E: PEX (F1960) Connections 250WOG
- 8020P: EzPress® Connections 250WOG
- 8020S: Solder Connections 600WOG

8040E / P / S / T TEE Drain Valve



- * DZR Lead Free Brass Body
- * Chrome Plated Ball
- * Full Port Design
- * High Flow Hose Drain w/ Cap & Chain
- * Adjustable Packing Gland
- * Virgin PTFE Seats
- * Blow-Out Proof Stem
- * AB1953, NSF/ANSI/CAN 61 & 372


- 8040E: PEX (F1960) Connections 250WOG
- 8040P: EzPress® Connections 250WOG
- 8040S: Solder Connections 600WOG
- 8040T: FNPT Connections 600WOG

UPC Code	Size	Pcs./carton	Indiv. Wt. (lbs.)	Wt./Carton
8000E				
6 70779 72677 9	100E075E	20	1.66	27
6 70779 72678 6	100E100E	20	2.00	31
8000P				
6 70779 72669 4	100P075P	20	1.66	35
6 70779 72671 7	100P100P	20	1.74	34
6 70779 72670 0	125P075P	16	2.00	34
6 70779 72672 4	125P100P	16	2.15	36
6 70779 72842 1	125P125P		2.15	
6 70779 72746 2	150P125P	10	3.49	37
6 70779 72747 9	150P150P	10	3.72	39
6 70779 72748 6	200P150P	5	5.24	28
6 70779 72749 3	200P200P	5	5.52	29
8000S				
6 70779 72673 1	100S075S	25	1.54	40
6 70779 72675 5	100S100S	25	1.68	43
6 70779 72674 8	125S075S	20	1.87	40
6 70779 72676 2	125S100S	20	2.15	42
6 70779 72843 8	125S125S	10	2.15	
6 70779 72750 9	150S125S	10	3.13	33
6 70779 72751 6	150S150S	10	3.35	35
6 70779 72752 3	200S150S	5	4.89	25
6 70779 72753 0	200S200S	5	5.33	27

8020E				
6 70779 72685 4	3/4	20	1.61	33
6 70779 72686 1	1	20	1.86	39
6 70779 72852 0	1-1/4	15	2.53	
8020P				
6 70779 72679 3	3/4	20	1.65	34
6 70779 72680 9	1	15	2.23	34
6 70779 72681 6	1-1/4	12	3.00	35
6 70779 72856 8	1-1/2	10	3.95	
8020S				
6 70779 72682 3	3/4	24	1.59	39
6 70779 72683 0	1	20	2.21	43
6 70779 72684 7	1-1/4	12	2.82	34
6 70779 72857 5	1-1/2	10	3.88	

8040E				
6 70779 72695 3	1/2	80	0.50	41
6 70779 72696 0	3/4	60	0.65	37
6 70779 72697 7	1	45	0.81	39
6 70779 72698 4	1-1/4	30	1.02	36
8040P				
6 70779 72687 8	1/2	60	0.61	32
6 70779 72688 5	3/4	50	0.65	37
6 70779 72689 2	1	50	0.82	41
6 70779 72690 8	1-1/4	40	0.90	38
6 70779 72858 2	1-1/2		1.13	36
6 70779 72861 2	2	20	1.33	29
8040S				
6 70779 72691 5	1/2	80	0.46	37
6 70779 72692 2	3/4	60	0.65	41
6 70779 72693 9	1	50	0.81	39
6 70779 72694 6	1-1/4	50	0.83	44
6 70779 72859 9	1-1/2		1.01	
6 70779 72862 9	2	20	1.19	26
8040T				
6 70779 72699 1	1/2	80	0.45	43
6 70779 72700 4	3/4	60	0.65	43
6 70779 72701 1	1	50	1.01	43
6 70779 72702 8	1-1/4	40	1.05	48
6 70779 72860 5	1-1/2	30	1.27	39
6 70779 72863 6	2	20	1.60	33


8050E-EF / P-PF / S-SF / T-FF Union Valve



- * DZR Lead Free Brass Body
- * Chrome Plated Ball
- * Full Port Design
- * Union Body Ball Valve
- * Adjustable Packing Gland
- * Virgin PTFE Seats
- * Blow-Out Proof Stem
- * AB1953, NSF/ANSI/CAN 61 & 372

- 8050E-EF: PEX (F1960) x FNPT 400WOG
- 8050P-PF: EzPress® x FNPT 250WOG
- 8050S-SF: Solder x FNPT 600WOG
- 8050T-FF: FNPT x FNPT 600WOG


8060E-EF / P-PF / S-SF / T-FF Union Valve w/ Drain



- * DZR Lead Free Brass Body
- * Chrome Plated Ball
- * Full Port Design
- * Union Body Ball Valve
- * High Flow Hose Drain w/ Cap & Chain
- * Adjustable Packing Gland
- * Virgin PTFE Seats
- * Blow-Out Proof Stem
- * AB1953, NSF/ANSI/CAN 61 & 372

- 8060E-EF: PEX (F1960) x FNPT 400WOG
- 8060P-PF: EzPress® x FNPT 250WOG
- 8060S-SF: Solder x FNPT 600WOG
- 8060T-FF: FNPT x FNPT 600WOG

8070P / S / T Isolation Drain Valve



- * DZR Brass Body
- * Chrome Plated Ball
- * Full Port Design
- * Double Ball Valve Body for Isolation
- * High Flow Hose Drain w/ Cap & Chain
- * Adjustable Packing Gland
- * Virgin PTFE Seats
- * Blow-Out Proof Stem

- 8070P: EzPress® Connections 250WOG
- 8070S: Solder Connections 600WOG
- 8070T: FNPT Connections 600WOG

8080FT / MT Expansion Tank Valve



- * DZR Brass Body
- * Chrome Plated Ball
- * Full Port Design
- * Ball Valve for Expansion Tank Isolation
- * High Flow Hose Drain w/ Cap & Chain
- * Virgin PTFE Seats
- * Blow-Out Proof Stem

- 8080FT: FNPT System Connections 600WOG
- 8080MT: MNPT System Connections 600WOG

UPC Code	Size	Pcs./carton	Indiv. Wt. (lbs.)	Wt./Carton
8050E-EF				
6 70779 72864 3	050E050F	50	0.50	42
6 70779 72865 0	075E075F	50	0.88	45
6 70779 72866 7	100E100F	35	1.23	38
6 70779 72867 4	125E125F	24	2.08	44
8050P-PF				
6 70779 72709 7	075P075F	50	0.85	49
6 70779 72710 3	100P100F	35	1.61	54
6 70779 72711 0	125P075F	24	2.21	53
8050S-SF				
6 70779 72706 6	075S075F	50	0.85	47
6 70779 72707 3	100S100F	35	1.61	53
6 70779 72708 0	125S075F	24	2.22	52
8050T-FF				
6 70779 72703 5	075F075F	50	0.85	47
6 70779 72704 2	100F100F	35	1.62	55
6 70779 72705 9	125F075F	24	2.25	54

8060E-EF				
6 70779 72868 1	050E050F			
6 70779 72869 8	075E075F	25	1.32	34
6 70779 72870 4	100E100F			
6 70779 72871 1	125E125F			
8060P-PF				
6 70779 72715 8	075P075F	25	1.44	37
6 70779 72716 5	100P100F	20	2.02	42
6 70779 72717 2	125P125F	15	2.80	44
8060S-SF				
6 70779 72712 7	075S075F	30	1.39	43
6 70779 72713 4	100S100F	20	1.98	41
6 70779 72714 1	125S125F	15	2.76	43
8060T-FF				
6 70779 72718 9	075F075F	30	1.41	43
6 70779 72719 6	100F100F	20	2.03	42
6 70779 72720 2	125F125F	15	2.85	44

8070P				
6 70779 72721 9	3/4	20	1.64	34
6 70779 72722 6	1	12	2.43	30
6 70779 72723 3	1-1/4	10	3.00	32
8070S				
6 70779 72724 0	3/4	20	1.55	34
6 70779 72725 7	1	12	2.37	30
6 70779 72726 4	1-1/4	10	2.92	31
8070T				
6 70779 72727 1	3/4	20	1.58	32
6 70779 72728 8	1	12	2.46	31
6 70779 72729 5	1-1/4	10	3.10	33

8080FT				
6 70779 72731 8	1/2	40	0.85	39
8080MT				
6 70779 72730 1	1/2	40	0.85	39



Learn more about 8000 series Hydronic Installation Valves

<https://redwhitevalvecorp.com/products-category/8000-series-hydronic-installation-valves/>

5044F Brass Full Port Ball Valve



- * 150# WSP / 600# WOG
- * Brass Body
- * Threaded Ends
- * Chrome-Plated Ball
- * Virgin PTFE Seats
- * Adjustable Packing Nut
- * Blow-Out Proof Stem
- * MSS-SP-110
- * 550 PSI (1-1/2", 2") for UL use
- * CSA 1/2, 5 & 125 PSI (1/2" - 2")
- * CSA 1/2 & 5 PSI (2-1/2" - 3")
- * UL (1/4" - 2"), FM (1/2" - 2")
- * Vacuum rating: 29 in-Hg

5049F Brass Full Port Ball Valve



- * 150# WSP
- * 600# WOG
- * Brass Body
- * Solder Ends
- * Chrome-Plated Ball
- * Virgin PTFE Seats
- * Adjustable Packing Nut
- * Blow-Out Proof Stem
- * MSS-SP-110
- * Vacuum rating: 29 in-Hg

5592F Brass Full Port Ball Valve



- * 150# WSP / 600# WOG
- * Brass Body
- * Threaded Ends
- * Chrome-Plated Ball
- * Virgin PTFE Seats
- * Adjustable Packing Nut
- * Blow-Out Proof Stem
- * MSS-SP-110
- * CSA 1/2, 5 & 125 PSI (1/4" - 2")
- * CSA ΔC (1/2" - 2")
- * CSA 1/2 PSI (2-1/2" - 3")

5595F Brass Full Port Ball Valve



- * 150# WSP / 600# WOG
- * Brass Body
- * Solder Ends
- * Chrome-Plated Ball
- * Virgin PTFE Seats
- * Adjustable Packing Nut
- * Blow-Out Proof Stem
- * MSS-SP-110

5544S Brass Full Port Ball Valve with S.S. Trim



- * 150# WSP / 600# WOG
- * Brass Body, Threaded Ends
- * 316 S.S. Ball & Stem
- * Virgin PTFE Seats
- * Blow-Out Proof Stem
- * MSS-SP-110
- * Adjustable Packing Nut

UPC Code	Size	Pcs./carton	Indiv. Wt. (lbs.)	Wt./Carton
6 70779 54402 1	1/4	80	0.34	30
6 70779 54403 8	3/8	80	0.32	28
6 70779 54404 5	1/2	80	0.58	49
6 70779 54405 2	3/4	60	0.86	54
6 70779 54406 9	1	45	1.34	64
6 70779 54407 6	1-1/4	30	2.14	68
6 70779 54408 3	1-1/2	24	3.14	79
6 70779 54420 5	2	10	5.00	52
6 70779 54425 0	2-1/2	6	9.86	63
6 70779 54430 4	3	4	14.16	60
6 70779 54440 3	4	2	19.70	44


6 70779 54903 3	3/8	80	0.28	24
6 70779 54904 0	1/2	80	0.56	49
6 70779 54905 7	3/4	60	0.80	51
6 70779 54906 4	1	45	1.18	56
6 70779 54907 1	1-1/4	30	2.08	66
6 70779 54908 8	1-1/2	24	3.00	76
6 70779 54920 0	2	15	4.50	8
6 70779 54925 5	2-1/2	6	9.02	58
6 70779 54930 9	3	4	13.50	58
6 70779 70323 7	4	2	16.44	36

6 70779 70957 4	1/4	80	0.28	24
6 70779 70958 1	3/8	80	0.28	25
6 70779 55504 1	1/2	80	0.42	36
6 70779 55505 8	3/4	60	0.58	37
6 70779 55506 5	1	45	0.98	48
6 70779 55507 2	1-1/4	30	1.36	43
6 70779 55508 9	1-1/2	24	1.88	47
6 70779 55520 1	2	15	2.94	47
6 70779 70947 5	2-1/2	6	6.20	40
6 70779 70948 2	3	4	8.92	39

6 70779 55804 2	1/2	80	0.38	33
6 70779 55805 9	3/4	60	0.54	34
6 70779 55806 6	1	45	0.42	45
6 70779 55807 3	1-1/4	30	1.18	38
6 70779 55808 0	1-1/2	24	1.76	45
6 70779 55820 2	2	15	2.86	45

6 70779 46704 7	1/2	80	0.48	40
6 70779 46705 4	3/4	60	0.74	45
6 70779 46706 1	1	45	1.14	53
6 70779 46707 8	1-1/4	30	1.54	48
6 70779 46708 5	1-1/2	24	2.61	62
6 70779 46720 7	2	15	3.60	77

5042 Brass Auto-Drain Ball Valve



- * 600# WOG, Brass Body
- * Threaded Ends
- * Full Port
- * Automatic Drain Hole
- * Chrome-Plated Ball
- * Virgin PTFE Seats
- * Locking Handles
- * MSS-SP-110

← Drain in body

5045 Brass 3-Way Ball Valve



- * 125# WSP/ 400# WOG
- * Brass Body
- * Threaded Ends
- * Regular "L" Port Ball
- * Virgin PTFE Seats
- * Blow-Out Proof Stem
- * O-ring packing
- * Mounting Pad

5581 Brass Male x Female Ball Valve



- * 150# WSP/ 600# WOG
- * Brass Body
- * Male x Female Threaded Ends
- * Chrome-Plated Ball
- * Virgin PTFE Seats
- * Adjustable Packing Nut
- * Blow-Out Proof Stem

5017SMW (Snow Melt) PEX (F1960) Transition Ball Valve



- * 400# WOG
- * DZR Lead Free Brass Body
- * Full port
- * Virgin PTFE Seats
- * For use with PEX Tubing
- * Barb (F1960) x Solder
- * Blow-Out Proof Stem
- * Double NBR O-Ring Packing
- * ASTM-F1960

5020 EzPress® Bronze Full Port Ball Valve



- * 600# WOG Body
- * Bronze Body
- * Dual EzPress® Ends
- * Chrome-plated Ball
- * Virgin PTFE Seats
- * Adjustable Packing Nut
- * Blow-Out Proof Stem
- * Install in open position
- * MSS-SP-110
- * 250 PSI end connections

UPC Code	Size	Pcs/ carton	Indiv. Wt. (lbs.)	Wt./ Carton
6 70779 54204 1	1/2	80	0.60	51
6 70779 54205 8	3/4	60	0.84	54
6 70779 54206 5	1	45	1.40	67
6 70779 54207 2	1-1/4	30	2.16	69
6 70779 54208 9	1-1/2	24	3.54	89
6 70779 54220 1	2	15	5.70	90

6 70779 54503 5	3/8	100	0.30	39
6 70779 54504 2	1/2	80	0.42	41
6 70779 54505 9	3/4	60	0.70	53
6 70779 54506 6	1	40	1.52	61
6 70779 54507 3	1-1/4	25	1.90	51
6 70779 54508 0	1-1/2	20	2.74	60
6 70779 54520 2	2	15	4.60	74

6 70779 53704 7	1/2	80	0.44	38
6 70779 53705 4	3/4	60	0.60	40
6 70779 53706 1	1	45	1.04	50
6 70779 53707 8	1-1/4	30	1.40	45
6 70779 53708 5	1-1/2	24	1.94	50
6 70779 53720 7	2	15	3.10	50

6 70779 71477 6	5/8	60	0.43	24
-----------------	-----	----	------	----


6 70779 48904 9	1/2	50	0.54	29
6 70779 48905 6	3/4	50	0.80	43
6 70779 48906 3	1	40	1.28	54
6 70779 48907 0	1-1/4	35	1.92	71
6 70779 48908 7	1-1/2	20	3.08	66
6 70779 48920 9	2	12	4.42	52

5024 EzPress® x FNPT Bronze Ball Valve



- * 200# WOG Body
- * Bronze Body
- * EzPress® x FNPT Ends
- * Chrome-plated Ball
- * Virgin PTFE Seats
- * Adjustable Packing Nut
- * Blow-Out Proof Stem
- * Install in open position
- * MSS-SP-110
- * 250 PSI EzPress® connection

5023 EzPress® Brass Full Port Ball Valve



- * 600# WOG Body
- * Brass Body
- * Virgin PTFE Seats
- * Chrome-plated Ball
- * Male Ends for Press Fittings
- * Blow-Out Proof Stem
- * Adjustable Packing Nut
- * EzPress® System
- * MSS-SP-110

250 EzPress® Bronze Check Valve



- * 200# WOG
- * Bronze Body
- * Y-Pattern Design
- * Bronze Disc
- * Dual EzPress® Ends

2420F EzPress® Pump Flange Ball



- * 600# WOG
- * 3-Piece Brass Construction
- * Full Port
- * Rotating Flange Design
- * 1/4 Turn Ball Valve Style
- * Includes Bolt kit
- * Includes Wing handle
- * EzPress® x Flange
- * 250 PSI EzPress® connection

2417 / 2419 Pump Flange Ball Valve



- * 600# WOG
- * 3-Piece Brass Construction
- * Full Port
- * Rotating Flange Design
- * 1/4 Turn Ball Valve Style
- * Includes Bolt kit
- * Includes Wing handle

2417 = FNPT x Flange
2419 = Solder x Flange

UPC Code	Size	Pcs/ carton	Indiv. Wt. (lbs.)	Wt./ Carton
6 70779 70011 3	1/2	50	0.56	30
6 70779 70012 0	3/4	50	0.80	43
6 70779 70013 7	1	40	1.28	55
6 70779 70014 4	1-1/4	35	1.94	72
6 70779 70015 1	1-1/2	20	3.16	67
6 70779 70016 8	2	12	4.58	58


6 70779 48704 5	1/2	50	0.44	24
6 70779 48705 2	3/4	50	0.62	33
6 70779 48706 9	1	50	0.98	53
6 70779 48707 6	1-1/4	35	1.50	56
6 70779 48708 3	1-1/2	20	2.30	49
6 70779 48720 5	2	12	3.42	45

6 70779 25004 5	1/2	30	0.62	20
6 70779 25005 2	3/4	25	1.02	29
6 70779 25006 9	1	20	0.16	35
6 70779 25007 6	1-1/4	15	2.38	38
6 70779 25008 3	1-1/2	10	3.16	35
6 70779 25020 5	2	4	5.54	24

6 70779 71090 7	3/4	24	1.50	39
6 70779 70963 5	1	18	1.92	37
6 70779 70964 2	1-1/4	18	2.20	41
6 70779 70965 9	1-1/2	12	2.80	36
6 70779 0966 6	2	8	4.16	36

2417 FNPT End				
6 70779 70017 5	3/4	24	1.44	37
6 70779 70018 2	1	18	1.86	36
6 70779 70019 9	1-1/4	18	2.18	42
6 70779 70020 5	1-1/2	12	2.64	35
6 70779 70021 2	2	8	3.86	34
2419 Solder End				
6 70779 70027 4	3/4	24	1.40	37
6 70779 70028 1	1	18	1.82	35
6 70779 70029 8	1-1/4	18	2.10	40
6 70779 70030 4	1-1/2	12	2.56	34
6 70779 70031 1	2	20	3.86	83

2412 / 2415 / 2422F Pump Flange Ball Valve w/ Drain



- * 600# WOG
 - * 3-Piece Brass Construction
 - * Rotating Flange Design
 - * Design w/ Drain Valve
 - * Full Port
 - * 1/4 Turn Ball Valve Style
 - * 1-1/2" - 2" are fixed flange
 - * Includes Bolt kit
 - * Includes Wing Handle
- 2412 = FNPT x Flange
 2415 = Solder x Flange
 2422F = EzPress® x Flange
 250 PSI EzPress® connection

5930 24V Actuated Ball Valve



- * 600# WOG
- * Brass Full Port Body
- * Virgin PTFE Seats
- * EPDM Perox O-ring Packing
- * Blow-Out Proof Stem
- * 24VAC Electric Actuator

5081 / 5082 / 5083 / 5084 Mini Ball Valve



- * 150# WSP/ 600# WOG
 - * Full Port Forged Brass Body
 - * Virgin PTFE Seats
 - * Chrome-plated Ball
 - * FPM O-ring packing
 - * CSA 1/2 PSIG
 - * Blow-Out Proof Stem
- 5081 = FNPT x MNPT
 5082 = FNPT x MNPT
 5083 = FNPT x MNPT
 5084 = FNPT x FNPT

UPC Code Size Pcs/ Indiv. Wt. Wt./
 carton (lbs.) Carton

2412 FNPT End					
6 70779 24105 0	3/4	24	1.80	46	
6 70779 24106 7	1	18	2.26	43	
6 70779 24107 4	1-1/4	18	2.62	50	
6 70779 24108 1	1-1/2	12	3.16	40	
6 70779 24120 3	2	8	4.74	40	
2415 Solder End					
6 70779 22705 4	3/4	24	1.76	45	
6 70779 22706 1	1	18	2.18	42	
6 70779 22707 8	1-1/4	18	2.52	48	
6 70779 22708 5	1-1/2	12	3.48	44	
6 70779 22720 7	2	8	4.90	42	
2422F EzPress® End					
6 70779 71826 2	3/4	20	1.62	41	
6 70779 71827 9	1	20	2.01	38	
6 70779 71828 6	1-1/4	16	2.34	44	
6 70779 71829 3	1-1/2	14	3.04	39	
6 70779 71830 9	2	10	4.44	38	

6 70779 72229 0	1/2	4	2.64	13	
6 70779 72230 6	3/4	4	2.86	14	
6 70779 72231 3	1	4	3.34	16	
6 70779 72232 0	1-1/4	4	4.04	18	
6 70779 72233 7	1-1/2	4	4.98	22	
6 70779 72234 4	2	4	6.74	29	

5081 (1/8F x 1/8M)					
6 70779 58101 9	1/8 x 1/8	80	0.18	16	
5082 (1/4F x 1/8M)					
6 70779 58202 3	1/4 x 1/8	80	0.14	15	
5083 (1/4F x 1/4M)					
6 70779 58302 0	1/4 x 1/4	80	0.18	15	
5084 (1/4F x 1/4F)					
6 70779 58402 7	1/4 x 1/4	80	0.16	14	

5231 Brass CSA Gas Ball Valve



- * 175# PSI
- * Brass Body
- * Flare x Flare Ends
- * CSA 1/2 PSIG, 5G
- * CSA ΔC

5/8" = CSA 1/2 PSIG only

5241 Brass CSA Gas Ball Valve



- * 175# PSI , Brass Body
- * CSA 1/2 PSIG, 5G
- * CSA ΔC (3/8" & 1/2" only)
- * Lever Handle, Angle Body

3/8" = 1/2" NPT x 3/8" Flare
 1/2" = 1/2" NPT x 1/2" Flare
 (*) 3/4" = 3/4" NPT x 5/8" Flare
 (*)CSA 5G only

206F Brass Gate Valve



- * 125# WSP
- * 200# WOG
- * Brass Body
- * Screw in Bonnet
- * Non-Rising Stem
- * Solid Wedge Disc
- * Threaded End Connections

Cross Handle Option Available. See pg. 23

267 Brass Gate Valve



- * 200# WOG
- * Cast Brass Body
- * Non-Rising Stem
- * Solid Wedge Disc
- * Threaded End Connections
- * Inserted Bonnet

267CH Brass Gate Valve



- * 200# WOG
- * Cast Brass Body
- * Non-Rising Stem
- * Solid Wedge Disc
- * Threaded End Connections
- * Inserted Bonnet
- * Cross Handle

UPC Code	Size	Pcs/ carton	Indiv. Wt. (lbs.)	Wt./ Carton
6 70779 51503 8	3/8	144	0.28	46
6 70779 51504 5	1/2	120	0.28	35
6 70779 51599 1	5/8	96	0.56	56
6 70779 51403 1	3/8	144	0.44	64
6 70779 51404 8	1/2	120	0.44	55
6 70779 51405 5	3/4	96	0.54	51
6 70779 18202 5	1/4	80	0.46	38
6 70779 18203 2	3/8	60	0.42	27
6 70779 18204 9	1/2	50	0.58	30
6 70779 18205 6	3/4	50	0.82	42
6 70779 18206 3	1	20	1.22	26
6 70779 18207 0	1-1/4	20	1.86	38
6 70779 18208 7	1-1/2	15	2.50	39
6 70779 18220 9	2	10	4.21	42
6 70779 18225 4	2-1/2	6	7.03	44
6 70779 18230 8	3	4	8.82	37
6 70779 26704 3	1/2	100	0.58	59
6 70779 26705 0	3/4	100	0.60	65
6 70779 26706 7	1	50	0.78	42
6 70779 26707 4	1-1/4	50	1.44	76
6 70779 26708 1	1-1/2	30	1.74	57
6 70779 26720 3	2	20	2.42	51
6 70779 26725 8	2-1/2	10	4.82	51
6 70779 26730 2	3	10	7.14	76
6 70779 26740 1	4	4	10.58	45
6 70779 26404 2	1/2	100	0.50	51
6 70779 26405 9	3/4	100	0.68	68
6 70779 26406 6	1	50	0.90	46
6 70779 26407 3	1-1/4	50	1.48	75
6 70779 26408 0	1-1/2	30	1.83	59
6 70779 26420 2	2	20	2.63	52

280B Bronze Non-Rising Gate Valve




- * 125# WSP
- * 200# WOG
- * Bronze Body
- * Threaded Ends
- * Inserted Bonnet
- * Non-Rising Stem
- * Solid Disc
- * MSS-SP-80

208B Bronze Rising Gate Valve



- * 125# WSP
- * 200# WOG
- * Bronze Body
- * Threaded Ends
- * Inserted Bonnet
- * Rising Stem
- * Solid Disc
- * MSS-SP-80

211B Bronze Globe Valve



- * 125# WSP
- * 200# WOG
- * Bronze Body
- * Threaded Ends
- * Inserted Bonnet
- * Swivel Type Disc
- * MSS-SP-80

211BT Bronze Globe Valve (PTFE Seat)



- * 125# WSP
- * 200# WOG
- * Bronze Body
- * Threaded Ends
- * Inserted Bonnet
- * Swivel Type Disc
- * Virgin PTFE Seat
- * MSS-SP-80

236B Bronze Y Pattern Swing Check Valve



- * 125# WSP
- * 200# WOG
- * Bronze Body
- * Swing Check
- * "Y" Pattern
- * Brass Disc
- * MSS-SP-80
- * Threaded Ends

236BT Bronze Y Pattern Swing Check Valve (PTFE Seat)



- * 125# WSP
- * 200# WOG
- * Bronze Body
- * Threaded Ends
- * Swing Check
- * "Y" Pattern
- * Virgin PTFE Seat
- * MSS-SP-80

UPC Code	Size	Pcs/ carton	Indiv. Wt. (lbs.)	Wt./ Carton
6 70779 71191 1	1/2	60	0.60	37
6 70779 71192 8	3/4	50	0.92	48
6 70779 71193 5	1	45	1.41	72
6 70779 71194 2	1-1/4	25	2.23	57
6 70779 71195 9	1-1/2	25	3.24	79
6 70779 71196 6	2	12	4.63	56

6 70779 71174 4	1/2	72	0.33	25
6 70779 71175 1	3/4	36	0.40	18
6 70779 71176 8	1	40	0.81	34
6 70779 71177 5	1-1/4	20	1.14	24
6 70779 71178 2	1-1/2	18	1.56	29
6 70779 71179 9	2	6	2.18	14

6 70779 71182 9	1/2	84	0.73	63
6 70779 71183 6	3/4	60	1.05	65
6 70779 71184 3	1	30	1.74	54
6 70779 71185 0	1-1/4	20	2.50	52
6 70779 71186 7	1-1/2	12	3.62	43
6 70779 71187 4	2	10	5.34	55

6 70779 71313 7	1/2	84	0.73	63
6 70779 71314 4	3/4	60	1.09	65
6 70779 71315 1	1	30	1.72	54
6 70779 71316 8	1-1/4	20	2.50	52
6 70779 71317 5	1-1/2	12	3.62	43
6 70779 71318 2	2	10	5.61	56

6 70779 71642 8	1/4	100	0.46	48
6 70779 71643 5	3/8	100	0.44	48
6 70779 71319 9	1/2	100	0.58	60
6 70779 71320 5	3/4	60	0.96	59
6 70779 71321 2	1	50	1.34	69
6 70779 71322 9	1-1/4	25	2.28	59
6 70779 71323 6	1-1/2	15	3.23	49
6 70779 71324 3	2	9	5.21	47
6 70779 71646 6	2-1/2	6	8.27	55
6 70779 71647 3	3	4	11.73	50

6 70779 71644 2	1/4	100	0.47	49
6 70779 71645 9	3/8	100	0.45	47
6 70779 71325 0	1/2	100	0.58	60
6 70779 71326 7	3/4	60	1.04	58
6 70779 71327 4	1	50	1.36	69
6 70779 71328 1	1-1/4	25	2.24	59
6 70779 71329 8	1-1/2	15	3.23	49
6 70779 71330 4	2	9	5.21	48
6 70779 71648 0	2-1/2	6	8.47	55
6 70779 71649 7	3	4	12.06	50

280 Bronze Gate Valve



- * 125# WSP
- * 200# WOG
- * Bronze Body
- * Threaded Ends
- * Inserted Bonnet
- * Non-Rising Stem
- * Solid Disc
- * MSS-SP-80

++ Some size have limited availability

208A Bronze Gate Valve



- * 125# WSP
- * 200# WOG
- * Bronze Body
- * Threaded Ends
- * Inserted Bonnet
- * Rising Stem
- * Solid Disc
- * MSS-SP-80

++ Some size have limited availability

204A Bronze Gate Valve



- * 150# WSP
- * 300# WOG
- * Bronze Body
- * Threaded Ends
- * Inserted Bonnet
- * Non-Rising Stem
- * Solid Disc
- * MSS-SP-80

298 Bronze Gate Valve



- * 150# WSP
- * 300# WOG
- * Bronze Body
- * Threaded Ends
- * Union Bonnet
- * Rising Stem
- * Solid Disc
- * MSS-SP-80

318A Bronze Gate Valve



- * 300# WSP
- * 1000# WOG
- * Bronze Body
- * Threaded Ends
- * Union Bonnet
- * Rising Stem
- * Solid Disc
- * MSS-SP-80

UPC Code	Size	Pcs/ carton	Indiv. Wt. (lbs.)	Wt./ Carton
6 70779 28402 6	1/4	120	0.71	91
6 70779 28403 3	3/8	120	0.66	85
6 70779 28404 0	1/2	120	0.77	98
6 70779 28405 7	3/4	80	1.17	100
6 70779 28406 4	1	50	1.76	94
6 70779 28407 1	1-1/4	35	2.45	92
6 70779 28408 8	1-1/2	25	3.53	94
6 70779 28420 0	2	18	5.36	102
6 70779 28425 5	2-1/2	8	12.15	103


6 70779 20803 9	3/8	80	0.88	76
6 70779 20804 6	1/2	80	0.97	84
6 70779 20805 3	3/4	60	1.26	82
6 70779 20806 0	1	40	1.94	84
6 70779 20807 7	1-1/4	25	2.73	74
6 70779 20808 4	1-1/2	18	3.95	77

6 70779 20403 1	3/8	120	0.68	87
6 70779 20404 8	1/2	72	0.84	63
6 70779 20405 5	3/4	60	1.21	79
6 70779 20406 2	1	36	1.44	54
6 70779 20407 9	1-1/4	24	2.42	72
6 70779 20408 6	1-1/2	18	3.83	63
6 70779 20420 8	2	12	5.69	74

6 70779 29802 3	1/4	100	0.86	92
6 70779 29804 7	1/2	80	1.10	94
6 70779 29805 4	3/4	60	1.57	100
6 70779 29806 1	1	40	2.40	102
6 70779 29807 8	1-1/4	25	3.28	88
6 70779 29808 5	1-1/2	12	4.34	52
6 70779 29820 7	2	8	6.72	54

6 70779 31804 2	1/2	60	1.26	80
6 70779 31805 9	3/4	24	1.78	45
6 70779 31806 6	1	25	3.03	80
6 70779 31807 3	1-1/4	18	3.42	67
6 70779 31808 0	1-1/2	8	6.04	51
6 70779 31820 2	2	8	7.50	60

210 Bronze Globe Valve



- * 100# WSP
- * 150# WOG
- * Bronze Body
- * Threaded Ends
- * Swivel Type Disc

++ Some size have limited availability

211 Bronze Globe Valve



- * 125# WSP
- * 200# WOG
- * Bronze Body
- * Threaded Ends
- * Inserted Bonnet
- * Swivel Type Disc
- * MSS-SP-80

++ Some size have limited availability

220 Bronze Globe Valve



- * 125# WSP
- * 200# WOG
- * Bronze Body
- * Threaded Ends
- * Union Bonnet
- * PTFE Disc
- * MSS-SP-80

++ Some size have limited availability

221 Bronze Globe Valve



- * 150# WSP
- * 300# WOG
- * Bronze Body
- * Threaded Ends
- * Union Bonnet
- * PTFE Disc
- * MSS-SP-80

260A Bronze Angle Globe Valve



- * 150# WSP
- * 300# WOG
- * Bronze Body
- * Threaded Ends
- * Angle Type
- * Inserted Bonnet
- * Swivel Type Disc
- * MSS-SP-80

214 Bronze Globe Valve



- * 200# WSP
- * 400# WOG
- * Bronze Body
- * Threaded Ends
- * Union Bonnet
- * Stainless Steel 403 Disc
- * MSS-SP-80

++ Some size have limited availability

UPC Code	Size	Pcs./carton	Indiv. Wt. (lbs.)	Wt./Carton
6 70779 21003 2	3/8	120	0.42	59
6 70779 21004 9	1/2	120	0.57	74
6 70779 21005 6	3/4	84	0.68	67
6 70779 21006 3	1	36	1.23	46
6 70779 21007 0	1-1/4	40	1.64	70
6 70779 21008 7	1-1/2	20	2.20	47
6 70779 21020 9	2	12	3.23	40
6 70779 21025 4	2-1/2	15	6.05	82

6 70779 21103 9	3/8	80	0.40	36
6 70779 21104 6	1/2	60	0.56	36
6 70779 21105 3	3/4	28	1.00	32
6 70779 21106 0	1	24	1.60	42
6 70779 21107 7	1-1/4	28	2.71	82
6 70779 21108 4	1-1/2	16	3.62	60

6 70779 22003 1	3/8	48	0.74	37
6 70779 22004 8	1/2	40	0.82	37
6 70779 22005 5	3/4	60	1.37	82
6 70779 22006 2	1	20	1.76	38
6 70779 22007 9	1-1/4	16	2.62	45
6 70779 22008 6	1-1/2	8	3.61	31
6 70779 22020 8	2	6	6.02	39
6 70779 22025 3	2-1/2	1	10.00	10

6 70779 22104 5	1/2	36	1.16	44
6 70779 22105 2	3/4	24	1.70	44
6 70779 22106 9	1	16	2.62	44
6 70779 22107 6	1-1/4	12	4.20	53
6 70779 22108 3	1-1/2	8	5.43	46
6 70779 22120 5	2	4	9.02	39

6 70779 26003 7	3/8	100	0.46	51
6 70779 26004 4	1/2	80	0.56	50
6 70779 26005 1	3/4	28	0.92	28
6 70779 26006 8	1	24	1.48	37
6 70779 26007 5	1-1/4	20	2.48	57
6 70779 26008 2	1-1/2	15	3.21	53
6 70779 26020 4	2	8	7.12	63
6 70779 26025 9	2-1/2	6	8.20	55
6 70779 26030 3	3	4	18.20	77

6 70779 21404 7	1/2	50	1.70	89
6 70779 21405 4	3/4	30	2.56	79
6 70779 21406 1	1	20	3.50	78
6 70779 21407 8	1-1/4	15	5.40	85
6 70779 21408 5	1-1/2	10	7.74	86
6 70779 21420 7	2	6	12.00	74

236F Brass Y Pattern Swing Check Valve



- * 125# WSP
- * 200# WOG
- * Brass Body
- * Swing Check
- * "Y" Pattern
- * Brass Disc
- * MSS-SP-80
- * Threaded Ends


++ Some size have limited availability

238 Bronze Swing Check Valve



- * 150# WSP
- * 300# WOG
- * Bronze Body
- * Threaded Ends
- * "Y" Pattern
- * Bronze Disc
- * MSS-SP-80

360 Bronze Y Pattern Swing Check Valve



- * 300# WSP
- * 500# WOG
- * Bronze Body
- * Threaded Ends
- * "Y" Pattern
- * Bronze Disc
- * MSS-SP-80

246F Brass Swing Check Valve



- * 200# WOG
- * Brass Body
- * Threaded Ends
- * Horizontal "T" Pattern

UPC Code	Size	Pcs/ carton	Indiv. Wt. (lbs.)	Wt./ Carton
6 70779 21704 8	1/2	80	0.58	48
6 70779 21705 5	3/4	60	0.92	56
6 70779 21706 2	1	30	1.33	41
6 70779 21707 9	1-1/4	24	2.23	52
6 70779 21708 6	1-1/2	18	3.24	57
6 70779 21720 8	2	10	4.60	48

6 70779 23803 6	3/8	120	0.48	61
6 70779 23804 3	1/2	80	0.60	52
6 70779 23805 0	3/4	48	1.00	50
6 70779 23806 7	1	36	1.63	61
6 70779 23807 4	1-1/4	24	2.42	60
6 70779 23808 1	1-1/2	16	3.43	54
6 70779 23820 3	2	8	5.21	45
6 70779 23825 8	2-1/2	4	9.86	41
6 70779 23830 2	3	3	14.74	46

6 70779 36004 1	1/2	100	0.92	95
6 70779 36005 8	3/4	48	1.20	56
6 70779 36006 5	1	40	2.20	90
6 70779 36007 2	1-1/4	24	3.02	70
6 70779 36008 9	1-1/2	16	3.80	63
6 70779 36020 1	2	8	6.00	50

6 70779 72196 5	1/2	120	0.38	49
6 70779 72197 2	3/4	80	0.52	45
6 70779 72198 9	1	60	0.84	53
6 70779 72199 6	1-1/4	40	1.28	54
6 70779 72200 9	1-1/2	30	1.76	55
6 70779 72201 6	2	24	2.54	65
6 70779 72202 3	2-1/2	12	4.78	75
6 70779 72203 0	3	6	7.36	42
6 70779 72204 7	4	4	12.75	55

380F / 387F Bronze Wye Strainer



- * 125# WSP / 200# WOG
- * Bronze Body
- * SS 20 Mesh Screen
- * With "clean out" tap & plug

380F = Threaded Ends
387F = Solder Ends

++ Some size have limited availability

5071PP Poly Ball Valve



- * 200# WOG
- * Polypropylene Ball Valve
- * Threaded Ends
- * One Piece Body
- * Virgin PTFE Seats
- * Blow-Out Proof Stem
- * Wing Handle 1/2" to 1"
- * Lever Handle 1-1/4" to 2"

RW-302PP / RW-302PPBLUE Poly Hose Bibb



- * 125# CWP
- * Polypropylene Hose Bibb
- * Double "O" Ring Seals
- * Virgin PTFE Seats
- * Washerless Construction

RW-305PP PP Arctic Ball Hose Bibb



- * 125# CWP
- * Polypropylene Hose Bibb
- * MNPT x Hose
- * Double "O" Ring Seals
- * Virgin PTFE Seats
- * Blow-out proof stem
- * Washerless Construction

UPC Code	Size	Pcs/ carton	Indiv. Wt. (lbs.)	Wt./ Carton
380F				
6 70779 70044 1	1/2	80	0.40	34
6 70779 70045 8	3/4	48	0.60	29
6 70779 70046 5	1	36	1.00	37
6 70779 70047 2	1-1/4	24	1.30	34
6 70779 70048 9	1-1/2	8	2.20	18
6 70779 70049 6	2	8	3.50	29
387F				
6 70779 70050 2	1/2	80	0.57	33
6 70779 70051 9	3/4	48	0.68	35
6 70779 70052 6	1	36	1.00	38
6 70779 70053 3	1-1/4	24	1.23	35
6 70779 70054 0	1-1/2	8	2.44	20

6 70779 57104 1	1/2	60	0.24	15
6 70779 57105 8	3/4	50	0.34	18
6 70779 57106 5	1	40	0.58	25
6 70779 57107 2	1-1/4	30	0.94	30
6 70779 57108 9	1-1/2	20	1.63	31
6 70779 57120 1	2	10	2.42	24

RW-302PP				
6 70779 30204 1	1/2	60	0.18	11
6 70779 30205 8	3/4	50	0.16	10
RW-302PPBLUE				
6 70779 71593 3	1/2	60	0.18	11
6 70779 71594 0	3/4	50	0.16	10

6 70779 30504 2	1/2	80	0.25	21
6 70779 30505 9	3/4	60	0.30	19

RW-312 Brass No-Kink Hose



- * 125# CWP
- * Brass Body
- * No-Kink Spout
- * End Connection: Male Thd. x Hose

RW-315 Brass Ball Valve Hose Bibb



- * 125# CWP
- * Brass Body
- * Virgin PTFE Seats
- * End connection: Male Thd. x Hose (1/2" size also accepts copper pipe for solder joint)
- * No-Kink Spout

RW-275 Qtr. Turn Brass Sillcock



- * 125# CWP
- * Brass Body
- * Solder x Hose

RW-504 / RW-505 Brass Boiler Drain



RW-504

RW-505

- * 125# CWP
 - * Brass Body
 - * No-Kink Spout
- RW-504 = Male Thd x Hose
RW-505 = Female Thd x Hose

RW-272 Brass Sillcock



- * 125# CWP
- * Brass Body
- * Female (IPS) x Hose

UPC Code	Size	Pcs/ carton	Indiv. Wt. (lbs.)	Wt./ Carton
6 70779 31205 7	3/4	48	0.34	17
6 70779 31304 1	1/2	80	0.40	34
6 70779 31305 8	3/4	60	0.48	30
6 70779 70007 6	1/2	48	0.34	18
RW-504				
6 70779 49304 6	1/2	48	0.46	24
6 70779 49305 3	3/4	48	0.46	24
RW-505				
6 70779 49205 6	3/4	48	0.46	23
6 70779 27204 7	1/2	48	0.48	25
See pg. 21 for other Sizes				

9101F Brass Steam Radiator Valve



- * 15# WSP
- * 60# WOG
- * Brass Body & Bonnet
- * EPDM Gasket
- * FNPT x Male Union

9103F Brass Hot Water Vented Angle



- * 60# WOG
- * Brass Body & Bonnet
- * EPDM Gasket
- * Vented Disc
- * FNPT x Male Union

9105F Brass Hot Water Vented Angle



- * 60# WOG
- * Brass Body & Bonnet
- * EPDM Gasket
- * Vented Disc
- * Solder x Male Union

9150F / 9153F Brass Radiator Union Elbow



9150F



9153F

- * 60# WOG
- * Brass Body
- * FNPT x Male Union

9107F Brass Radiator Gate Valve



- * 15# WSP
- * 200# WOG
- * Brass Body, Wedge & Bonnet
- * Screw in Bonnet
- * FNPT x Male Union

UPC Code	Size	Pcs./carton	Indiv. Wt. (lbs.)	Wt./Carton
6 70779 90904 2	1/2	60	0.82	52
6 70779 90905 9	3/4	48	1.12	57
6 70779 90906 6	1	36	1.36	53
6 70779 90907 3	1-1/4	24	2.08	53
6 70779 90908 0	1-1/2	16	3.08	52

6 70779 90604 1	1/2	60	0.74	52
6 70779 90605 8	3/4	48	1.14	57
6 70779 90606 5	1	36	1.46	54
6 70779 90607 2	1-1/4	24	2.06	53

6 70779 90504 4	1/2	60	0.62	41
6 70779 90505 1	3/4	48	0.76	41

9150F

6 70779 71135 5	1/2	100	0.34	36
6 70779 71136 2	3/4	100	0.50	53
6 70779 71137 9	1	60	0.76	48
6 70779 71138 6	1-1/4	20	1.46	26

9153F

6 70779 71420 2	1/2	150	0.34	42
6 70779 71421 9	3/4	100	0.54	58

6 70779 72634 2	1/2	64	0.45	31
6 70779 72635 9	3/4	48	0.92	46
6 70779 72636 6	1	40	1.42	59
6 70779 72638 0	1-1/4	25	2.11	55
6 70779 72637 3	1-1/2	18	3.64	57

5044F/5049F 5020 / 5023	Extension Stem (ES)	Wing "T" Handle	Replacement Handle	Memory Stop	Locking Lever Handle	Memory Stop for ES	S.S. Lever & Nut
1/4"	5044/49F-ES 1/4	5044/49F-WH 1/4	5044AB-LHK or 5049AB-LHK 1/4	5044/49F-MS 1/4	5044AB-LL or 5049AB-LL 1/4	5044/49F-MSES 1/4	-
3/8"	5044/49F-ES 1/4	5044/49F-WH 1/4	5044AB-LHK or 5049AB-LHK 1/4	5044/49F-MS 1/4	5044AB-LL or 5049AB-LL 1/4	5044/49F-MSES 1/4	-
1/2"	5044/49F-ES 1/2	5044/49F-WH 1/2	5044AB-LHK or 5049AB-LHK 1/2	5044/49F-MS 1/2	5044AB-LL or 5049AB-LL 1/2	5044/49F-MSES 1/2	5044/49F-SHK 1/2
3/4"	5044/49F-ES 1/2	5044/49F-WH 1/2	5044AB-LHK or 5049AB-LHK 1/2	5044/49F-MS 1/2	5044AB-LL or 5049AB-LL 1/2	5044/49F-MSES 1/2	5044/49F-SHK 1/2
1"	5044/49F-ES 1	5044/49F-WH 1	5044AB-LHK or 5049AB-LHK 1	5044/49F-MS 1	5044AB-LL or 5049AB-LL 1	5044/49F-MSES 1	5044/49F-SHK 1
1-1/4"	5044/49F-ES 1	5044/49F-WH 1	5044AB-LHK or 5049AB-LHK 1	5044/49F-MS 1	5044AB-LL or 5049AB-LL 1	5044/49F-MSES 1	5044/49F-SHK 1
1-1/2"	5044/49F-ES 1-1/2	5044/49F-WH 1-1/2	5044AB-LHK or 5049AB-LHK 1-1/2	5044/49F-MS 1-1/2	5044AB-LL or 5049AB-LL 1-1/2	5044/49F-MSES 1-1/2	5044/49F-SHK 1-1/2
2"	5044/49F-ES 1-1/2	5044/49F-WH 1-1/2	5044AB-LHK or 5049AB-LHK 1-1/2	5044/49F-MS 1-1/2	5044AB-LL or 5049AB-LL 1-1/2	5044/49F-MSES 1-1/2	5044/49F-SHK 1-1/2
2-1/2" - 4"	5044/49F-ES 2-1/2		5044AB-LHK or 5049AB-LHK 3	-	-	-	-

5592F/5595F	Extension Stem (ES)	Wing "T" Handle	Replacement Handle
1/4"	5592/95F-ES 1/4	-	-
3/8"	5592/95F-ES 1/4	-	-
1/2"	5592/95F-ES 1/2	5592AB-WH or 5595AB-WH 1/2	5592AB-LH or 5595AB-LH 1/2
3/4"	5592/95F-ES 1/2	5592AB-WH or 5595AB-WH 1/2	5592AB-LH or 5595AB-LH 1/2
1"	5592/95F-ES 1	5592AB-WH or 5595AB-WH 1	5592AB-LH or 5595AB-LH 1
1-1/4"	5592/95F-ES 1	5592AB-WH or 5595AB-WH 1	5592AB-LH or 5595AB-LH 1
1-1/2"	5592/95F-ES 1-1/2	-	-
2"	5592/95F-ES 1-1/2	-	-
2-1/2" - 4"	5592/95F-ES 2-1/2	-	-



Extension Stem



Wing Handle



Locking Lever

206F	Regular Handwheel
1/2"	206/207ABF-H 1/2
3/4"	206/207ABF-H 1/2
1"	206/207ABF-H 1
1-1/4"	206/207ABF-H 1-1/4
1-1/2"	206/207ABF-H 2
2"	206/207ABF-H 2
2-1/2" - 3"	206/207ABF-H 2-1/2



Hand Wheel


267	Regular Handwheel
1/2"	267/268-HK 1/2
3/4"	267/268-HK 1/2
1"	267/268-HK 1
1-1/4"	267/268-HK 1-1/4
1-1/2"	267/268-HK 1-1/4
2"	267/268-HK 2
2-1/2"	267/268-HK 2-1/2
3"	267/268-HK 3
4"	267/268-HK 4



Hand Wheel

204A / 208A / 210 / 211 / 220 / 221	Regular Handwheel
1/2"	CALL FOR PRICING
3/4"	CALL FOR PRICING
1"	CALL FOR PRICING
1-1/4"	CALL FOR PRICING
1-1/2"	CALL FOR PRICING
2"	CALL FOR PRICING
2-1/2"	CALL FOR PRICING
3"	CALL FOR PRICING
4"	CALL FOR PRICING

5080B / 5080BSS Bronze Full Port Ball Valve



- * 600WOG/150WSP up to 2"
- * 400WOG/125WSP above 2"
- * B62-C83600 Bronze Cast Body
- * Threaded Ends
- * Virgin PTFE Seats
- * Gland Packing
- * Adjustable Packing Nut
- * Blow-Out Proof Stem
- * MS-SSP-110

5080B = Chrome-plated Ball

5080BSS = SS316 Ball & Stem
SS304 Handle

280B Bronze Gate Valve



- * 125# WSP
- * 200# WOG
- * Bronze Body
- * Threaded Ends
- * Inserted Bonnet
- * Non-Rising Stem
- * Solid Disc
- * MSS-SP-80

208B Bronze Gate Valve



- * 125# WSP
- * 200# WOG
- * Bronze Body
- * Threaded Ends
- * Inserted Bonnet
- * Rising Stem
- * Solid Disc
- * MSS-SP-80

211B / 211BT Bronze Globe Valve



- * 125# WSP
- * 200# WOG
- * Bronze Body
- * Threaded Ends
- * Inserted Bonnet
- * Swivel Type Disc
- * MSS-SP-80

211BT = Virgin PTFE Seat

236B / 236BT Bronze Check Valve



- * 125# WSP
- * 200# WOG
- * Bronze Body
- * Threaded Ends
- * Swing Check
- * "Y" Pattern
- * MSS-SP-80

236BT = Virgin PTFE Seat

UPC Code	Size	Pcs/ carton	Indiv. Wt. (lbs.)	Wt./ Carton
5080B				
6 70779 71595 7	3/8	80	0.32	28
6 70779 70657 3	1/2	80	0.59	49
6 70779 70658 0	3/4	60	0.86	53
6 70779 70659 7	1	45	1.41	65
6 70779 70660 3	1-1/4	30	2.20	67
6 70779 70661 0	1-1/2	24	3.16	77
6 70779 70662 7	2	15	4.94	76
6 70779 70883 6	2-1/2	6	10.24	63
6 70779 70884 3	3	4	14.57	60
5080BSS				
6 70779 70663 4	1/2	80	0.59	49
6 70779 70664 1	3/4	60	0.86	53
6 70779 70665 8	1	45	1.41	65
6 70779 70666 5	1-1/4	30	2.20	67
6 70779 70667 2	1-1/2	24	3.16	77
6 70779 70668 9	2	15	4.94	76
280B				
6 70779 71191 1	1/2	60	0.60	37
6 70779 71192 8	3/4	50	0.92	48
6 70779 71193 5	1	45	1.41	72
6 70779 71194 2	1-1/4	25	2.23	57
6 70779 71195 9	1-1/2	25	3.24	79
6 70779 71196 6	2	12	4.63	56
208B				
6 70779 71174 4	1/2	72	0.33	25
6 70779 71175 1	3/4	36	0.40	18
6 70779 71176 8	1	40	0.81	34
6 70779 71177 5	1-1/4	20	1.14	24
6 70779 71178 2	1-1/2	18	1.56	29
6 70779 71179 9	2	6	2.18	14
211B				
6 70779 71182 9	1/2	84	0.73	63
6 70779 71183 6	3/4	60	1.05	65
6 70779 71184 3	1	30	1.74	54
6 70779 71185 0	1-1/4	20	2.50	52
6 70779 71186 7	1-1/2	12	3.62	43
6 70779 71187 4	2	10	5.34	55
211BT				
6 70779 71313 7	1/2	84	0.73	63
6 70779 71314 4	3/4	60	1.05	65
6 70779 71315 1	1	30	1.72	54
6 70779 71316 8	1-1/4	20	2.50	52
6 70779 71317 5	1-1/2	12	3.62	43
6 70779 71318 2	2	10	5.61	56
236B				
6 70779 71642 8	1/4	100	0.46	48
6 70779 71643 5	3/8	100	0.44	48
6 70779 71319 9	1/2	100	0.58	60
6 70779 71320 5	3/4	60	0.96	59
6 70779 71321 2	1	50	1.34	69
6 70779 71322 9	1-1/4	25	2.28	59
6 70779 71323 6	1-1/2	15	3.23	49
6 70779 71324 3	2	9	5.21	47
6 70779 71646 6	2-1/2	6	8.27	55
6 70779 71647 3	3	4	11.73	50
236BT				
6 70779 71644 2	1/4	100	0.47	49
6 70779 71645 9	3/8	100	0.45	47
6 70779 71325 0	1/2	100	0.58	60
6 70779 71326 7	3/4	60	1.04	58
6 70779 71327 4	1	50	1.36	69
6 70779 71328 1	1-1/4	25	2.24	59
6 70779 71329 8	1-1/2	15	3.23	49
6 70779 71330 4	2	9	5.21	48
6 70779 71648 0	2-1/2	6	8.47	55
6 70779 71649 7	3	4	12.06	50

380F Bronze Wye Strainer



- * 125# WSP / 200# WOG
- * Bronze Body
- * Threaded Ends
- * SS 20 Mesh Screen
- * With "clean out" tap & plug

5019AB PEX x Flange Ball Valve



- * 400# WOG
- * DZR Lead Free Brass Body
- * Regular port
- * Virgin PTFE Seats
- * For use with PEX Tubing
- * Barb (F1960) x Flange
- * Blow-Out Proof Stem
- * Double NBR O-Ring Packing
- * CSA B125.14, ASTM-F1960
- * AB1953, NSF/ANSI/CAN 61 & 372

7550 Carbon Steel Ball Valve



- * 2000# WOG
- * Carbon Steel 1-Piece Body
- * Threaded Ends, S.S. Trim
- * Reduced Port
- * Blow-Out Proof Stem
- * Reinforced PTFE Seats
- * MSS-SP-110

7770 Carbon Steel Ball Valve



- * 2000# WOG, 100# WSP
- * Carbon Steel 2-Piece Body
- * Threaded Ends, S.S. Trim
- * Regular Port
- * Blow-Out Proof Stem
- * Reinforced PTFE Seats
- * Adjustable Packing Gland
- * Mounting Pad, Locking Handle
- * MSS-SP-110, ANSI B16.34

5800L / 5800G Cast Iron Flange Ball Valve



- * 125 WSP
- * 200WOG
- * Full Port (up to 6")
- * Cast Iron Body
- * PTFE Coated Ball
- * MSS-SP-72
- * ANSI B16.10
- * Fed Spec. WW-V-35
- * ISO 5211 Mounting

5800L = Lever Handle
5800G = Gear Handle

UPC Code	Size	Pcs/ carton	Indiv. Wt. (lbs.)	Wt./ Carton
6 70779 70044 1	1/2	80	0.40	34
6 70779 70045 8	3/4	48	0.68	34
6 70779 70046 5	1	36	0.98	37
6 70779 70047 2	1-1/4	24	1.32	33
6 70779 70048 9	1-1/2	8	2.24	18
6 70779 70049 6	2	8	3.40	29

6 70779 71159 1	2-1/2	3	11.84	36
6 70779 71160 7	3	3	16.08	50

6 70779 75504 5	1/2	50	0.82	42
6 70779 75505 2	3/4	50	1.16	60
6 70779 75506 9	1	30	2.18	68
6 70779 75507 6	1-1/4	20	3.30	67
6 70779 75508 3	1-1/2	12	4.02	50
6 70779 75520 5	2	10	6.62	68

6 70779 77702 3	1/4	50	0.74	38
6 70779 77703 0	3/8	50	0.82	43
6 70779 77704 7	1/2	50	1.14	55
6 70779 77705 4	3/4	30	1.58	50
6 70779 77706 1	1	20	2.64	55
6 70779 77707 8	1-1/4	20	4.21	86
6 70779 77708 5	1-1/2	10	6.42	66
6 70779 77700 7	2	8	9.83	81

5800L				
6 70779 70061 8	2	-	25	-
6 70779 70062 5	2-1/2	-	36	-
6 70779 70063 2	3	-	48	-
6 70779 70064 9	4	-	77	-
6 70779 70065 6	6	-	138	-
6 70779 71453 0	8	-	-	-
5800G				
6 70779 70069 4	2	-	48	-
6 70779 70070 0	2-1/2	-	59	-
6 70779 70071 7	3	-	71	-
6 70779 70072 4	4	-	100	-
6 70779 70073 1	6	-	173	-

4550 S.S. Ball Valve



- * 1000# WOG/ 100# WSP
- * 316 Stainless Steel 1-Piece Body
- * Threaded Ends
- * Reduced Port
- * Blow-Out Proof Stem
- * Reinforced PTFE Seats
- * Locking Handle
- * MSS-SP-110
- * ANSI B16.34

4880 S.S. Ball Valve



- * 2000# WOG/ 100# WSP
- * 316 Stainless Steel 2-Piece Body
- * Threaded Ends
- * Full Port
- * Blow-Out Proof Stem
- * Reinforced PTFE Seats
- * Mounting Pad, Locking Handle
- * MSS-SP-110
- * ANSI B16.34

4660 S.S. Ball Valve



- * 1000# WOG/ 100# WSP
- * 316 Stainless Steel 3-Piece Body
- * Threaded Ends
- * Full Port
- * Blow-Out Proof Stem
- * Reinforced PTFE Seats
- * MSS-SP-110

880 S.S. Globe Valve



- * 200# WOG / WSP
- * 316 Stainless Steel Body & Trim
- * Inserted Bonnet
- * Swivel Type Disc

882 S.S. Gate Valve



- * 200# WOG / WSP
- * 316 Stainless Steel Body & Trim
- * Non-Rising Stem
- * Inserted Bonnet
- * Swivel Type Disc

884 S.S. Check Valve



- * 200# WOG / WSP
- * 316 Stainless Steel Body & Trim
- * Solid Disc

885 S.S. In-Line Check Valve



- * 100# WSP / 1000# WOG
- * 316 Stainless Steel Body & Trim
- * Threaded Ends
- * Spring loaded

889 S.S. Strainer



- * 200# WOG / WSP
- * 316 Stainless Steel Body & Trim
- * Perforation Screen

UPC Code	Size	Pcs/ carton	Indiv. Wt. (lbs.)	Wt./ Carton
6 70779 45502 0	1/4	100	0.14	16
6 70779 49503 7	3/8	100	0.28	31
6 70779 45504 4	1/2	100	0.38	42
6 70779 45505 1	3/4	100	0.64	65
6 70779 45506 8	1	50	0.98	12
6 70779 45507 5	1-1/4	50	1.56	80
6 70779 45508 2	1-1/2	25	2.02	52
6 70779 45520 4	2	20	3.00	61

6 70779 48802 8	1/4	50	0.74	38
6 70779 48803 5	3/8	50	0.70	36
6 70779 48804 2	1/2	50	1.10	56
6 70779 48805 9	3/4	30	1.62	50
6 70779 48806 6	1	20	2.62	53
6 70779 48807 3	1-1/4	10	4.24	85
6 70779 48808 0	1-1/2	10	6.50	66
6 70779 48820 2	2	8	9.84	80

6 70779 46602 6	1/4	50	0.92	47
6 70779 46603 3	3/8	50	0.82	45
6 70779 46604 0	1/2	50	1.32	70
6 70779 46605 7	3/4	40	2.00	84
6 70779 46606 4	1	20	2.40	53
6 70779 46607 1	1-1/4	10	4.24	44
6 70779 46608 8	1-1/2	8	5.40	47
6 70779 46620 0	2	6	8.64	55

6 70779 88004 4	1/2	50	0.84	44
6 70779 88005 1	3/4	48	1.28	64
6 70779 88006 8	1	24	1.83	46
6 70779 88007 5	1-1/4	15	2.84	45
6 70779 88008 2	1-1/2	10	4.21	44
6 70779 88020 4	2	8	5.60	47

6 70779 88204 8	1/2	50	0.90	47
6 70779 88205 5	3/4	48	1.16	58
6 70779 88206 2	1	24	1.68	43
6 70779 88207 9	1-1/4	16	2.42	40
6 70779 88208 6	1-1/2	10	3.99	42
6 70779 88220 8	2	10	4.64	48

6 70779 88404 2	1/2	48	0.72	37
6 70779 88405 9	3/4	48	0.98	49
6 70779 88406 6	1	24	1.49	38
6 70779 88407 3	1-1/4	26	2.41	63
6 70779 88408 0	1-1/2	15	3.20	50
6 70779 88420 2	2	12	5.07	63

6 70779 72654 0	1/2	48	0.72	37
6 70779 72655 7	3/4	48	0.98	49
6 70779 72656 4	1	24	1.49	38
6 70779 72657 1	1-1/4	26	2.41	63
6 70779 72658 8	1-1/2	15	3.20	50
6 70779 72659 5	2	12	5.07	63

6 70779 88904 7	1/2	60	0.52	33
6 70779 88905 4	3/4	48	1.32	64
6 70779 88906 1	1	27	1.96	54
6 70779 88907 8	1-1/4	18	2.04	38
6 70779 88908 5	1-1/2	12	2.54	32
6 70779 88920 7	2	6	4.12	26

381 Cast Iron Flanged Wye Strainer



- * 125# WSP
- * 200# WOG
- * Iron Body
- * Bolted Cover
- * SS Screen

382 Cast Iron Flanged Wye Strainer w/ 3 TP ports



- * 125# WSP
- * 200# WOG
- * Iron Body
- * Bolted Cover
- * SS Screen
- * Plugged Ports

415 Iron NRS Gate Valve



- * 125# WSP
- * 200# WOG
- * Cast Iron Body
- * Flanged Ends (ANSI B16.5)
- * IBBM
- * Solid Disc
- * Non-Rising Stem (NRS)
- * MSS-SP-70

421 Iron OS&Y Gate Valve



- * 125# WSP
- * 200# WOG
- * Iron Body
- * Flanged Ends
- * IBBM, OS&Y
- * Rising Stem
- * Solid Disc
- * MSS-SP-70

400 Iron Globe Valve



- * 125# WSP
- * 200# WOG
- * Iron Body
- * Flanged Ends
- * IBBM, OS&Y
- * MSS-SP-85

435 Iron Swing Check Valve



- * 125# WSP
- * 200# WOG
- * Iron Body
- * Flanged Ends
- * IBBM, Bolted Cover
- * MSS-SP-71

UPC Code	Size	Pcs/ carton	Indiv. Wt. (lbs.)	Wt./ Carton
6 70779 38120 6	2	-	20	-
6 70779 38125 1	2-1/2	-	23	-
6 70779 38130 5	3	-	32	-
6 70779 38140 4	4	-	46	-
6 70779 38150 3	5	-	65	-
6 70779 38160 2	6	-	92	-
6 70779 38180 0	8	-	131	-
6 70779 38110 7	10	-	205	-
6 70779 38112 1	12	-	269	-

6 70779 71431 8	2-1/2	-	27	-
6 70779 71432 5	3	-	34	-
6 70779 71433 2	4	-	49	-
6 70779 71434 9	5	-	64	-
6 70779 71435 6	6	-	95	-
6 70779 71436 3	8	-	163	-

6 70779 41520 8	2	-	32	-
6 70779 41525 3	2-1/2	-	40	-
6 70779 41530 7	3	-	48	-
6 70779 41540 6	4	-	69	-
6 70779 41550 5	5	-	94	-
6 70779 41560 4	6	-	140	-
6 70779 41580 2	8	-	229	-
6 70779 41510 9	10	-	331	-
6 70779 41512 3	12	-	425	-

6 70779 42020 9	2	-	33	-
6 70779 42025 4	2-1/2	-	45	-
6 70779 42030 8	3	-	53	-
6 70779 42040 7	4	-	82	-
6 70779 42050 6	5	-	97	-
6 70779 42060 5	6	-	140	-
6 70779 42080 3	8	-	232	-
6 70779 42010 0	10	-	362	-
6 70779 42012 4	12	-	475	-

6 70779 40020 4	2	-	34	-
6 70779 40025 9	2-1/2	-	44	-
6 70779 40030 3	3	-	50	-
6 70779 40040 2	4	-	85	-
6 70779 40050 1	5	-	141	-
6 70779 40060 0	6	-	165	-
6 70779 40080 8	8	-	270	-
6 70779 40010 5	10	-	444	-
6 70779 40012 9	12	-	649	-

6 70779 43520 6	2	-	25	-
6 70779 43525 1	2-1/2	-	39	-
6 70779 43530 5	3	-	47	-
6 70779 43540 4	4	-	79	-
6 70779 43550 3	5	-	124	-
6 70779 43560 2	6	-	158	-
6 70779 43580 0	8	-	267	-
6 70779 43510 7	10	-	425	-
6 70779 43512 1	12	-	491	-

442 Dual Plate Iron Check Valve



- * 150# WOG
- * Iron Body
- * Dual Plate
- * Wafer Style Body
- * Bronze Discs
- * NBR Seat

445 Dual Plate Iron Check Valve



- * 150# WOG
- * Iron Body
- * Dual Plate
- * Wafer Style Body
- * Bronze Discs
- * EPDM Seat

452 Dual Plate Iron Check Valve



- * 150# WOG
- * Iron Body
- * Dual Plate
- * Wafer Style Body
- * Nickel Plated Ductile Iron Discs
- * NBR Seat

462 Dual Plate Iron Check Valve



- * 150# WOG
- * Iron Body
- * Dual Plate
- * Wafer Style Body
- * Stainless Steel Discs
- * NBR Seat

465 Dual Plate Iron Check Valve



- * 150# WOG
- * Iron Body
- * Dual Plate
- * Wafer Style Body
- * Stainless Steel Discs
- * EPDM Seat

UPC Code	Size	Pcs/ carton	Indiv. Wt. (lbs.)	Wt./ Carton
6 70779 44220 4	2	-	3	-
6 70779 44225 9	2-1/2	-	4	-
6 70779 44230 3	3	-	7	-
6 70779 44240 2	4	-	11	-
6 70779 44250 1	5	-	15	-
6 70779 44260 0	6	-	20	-
6 70779 44280 8	8	-	33	-
6 70779 44210 5	10	-	54	-
6 70779 44212 9	12	-	116	-

6 70779 4422	2	-	3	-
6 70779 4422	2-1/2	-	4	-
6 70779 4423	3	-	7	-
6 70779 4424	4	-	11	-
6 70779 4425	5	-	15	-
6 70779 4426	6	-	20	-
6 70779 4428	8	-	33	-

6 70779 45220 3	2	-	3	-
6 70779 45225 8	2-1/2	-	5	-
6 70779 45230 2	3	-	7	-
6 70779 45240 1	4	-	11	-
6 70779 45250 0	5	-	14	-
6 70779 45260 9	6	-	21	-
6 70779 45280 7	8	-	34	-
6 70779 45210 4	10	-	59	-
6 70779 45212 8	12	-	92	-

6 70779 46220 2	2	-	3	-
6 70779 46225 7	2-1/2	-	5	-
6 70779 46230 1	3	-	7	-
6 70779 46240 0	4	-	11	-
6 70779 46250 9	5	-	16	-
6 70779 46260 8	6	-	21	-
6 70779 46280 6	8	-	35	-
6 70779 46210 3	10	-	59	-
6 70779 46212 7	12	-	116	-

6 70779 70768 6	2	-	4	-
6 70779 70769 3	2-1/2	-	5	-
6 70779 70770 9	3	-	7	-
6 70779 70771 6	4	-	11	-
6 70779 70772 3	5	-	14	-
6 70779 70773 0	6	-	20	-
6 70779 70774 7	8	-	38	-
6 70779 70775 4	10	-	61	-
6 70779 70776 1	12	-	116	-

9957W Ductile Iron Automatic Balancing Valve



- * Class 150
- * Ductile Iron Body
- * Test Points included
- * Flow range 25.4GPM-2156GPM

9574P Iron Balancing Valve



- * 200# WOG
- * Cast Iron Body
- * Flanged Ends
- * Flat Face Flange
- * Variable Orifice Design
- * Includes 2 Brass Metering Points

UPC Code	Size	Pcs./carton	Indiv. Wt. (lbs.)	Wt./Carton
6 70779 71276 5	2-1/2	-	12.0	-
6 70779 71277 2	3	-	15.3	-
6 70779 71278 9	4	-	24.5	-
6 70779 71279 6	5	-	32.4	-
6 70779 71280 2	6	-	39.6	-
6 70779 71281 9	8	-	55.8	-
6 70779 71282 6	10	-	79.2	-
6 70779 71283 3	12	-	103.1	-

6 70779 71638 1	2	-	18.3	-
6 70779 95425 7	2-1/2	-	32.0	-
6 70779 95430 1	3	-	42.8	-
6 70779 95440 0	4	-	63.8	-
6 70779 95450 9	5	-	85.4	-
6 70779 95460 8	6	-	118	-
6 70779 95480 6	8	-	268	-
6 70779 95410 3	10	-	400	-
6 70779 95412 7	12	-	569	-
6 70779 72602 1	14	-	825	-
6 70779 72603 8	16	-	1123	-

HOW TO ORDER BUTTERFLY VALVES

Example	937	B	N	S	G
	↓	↓	↓	↓	↓
	(1)	(2)	(3)	(4)	(5)

(1) Type	(2) Disc Material	(3) Seat Material	(4) Stem Material	(5) Operator
937: Wafer	D: Ductile Iron	E: EPDM	S: 416 Stainless Steel	L: 10 Position Lever
938: Lug	B: Aluminum Bronze	N: NBR		G: Worm Gear
	M: 316 Stainless Steel			X: Bare Stem

937BESL Wafer style Butterfly Valve



- * 200 PSI
- * Wafer Type/Lever
- * Ductile Iron Body
- * Alum. Bronze Disc
- * EPDM Seats
- * 416 Stainless Steel Stem
- * MSS-SP-67
- * ISO 5211 Mounting
- * Cartridge Seat

UPC Code	Size	Inner pcs.	Pcs./carton	Indiv. Wt. (lbs.)	Wt./Carton
6 70779 93020 6	2	-	2	8	-
6 70779 93025 1	2-1/2	-	2	9	-
6 70779 93030 5	3	-	2	10	-
6 70779 93040 4	4	-	2	12	-
6 70779 93050 3	5	-	2	19	-
6 70779 93060 2	6	-	2	19	-
6 70779 93080 0	8	-	2	32	-
6 70779 93010 7	10	-	2	46	-
6 70779 93012 1	12	-	2	69	-

937BESG Wafer style Butterfly Valve



- * 200 PSI Size 2" - 12"
- * 150 PSI Sizes 14" - Up
- * Wafer Type/Gear
- * Ductile Iron Body
- * Alum. Bronze Disc
- * EPDM Seats
- * 416 Stainless Steel Stem
- * MSS-SP-67
- * ISO 5211 Mounting
- * Cartridge Seat

6 70779 93120 3	2	-	2	17	-
6 70779 93125 8	2-1/2	-	2	17	-
6 70779 93130 2	3	-	2	19	-
6 70779 93140 1	4	-	2	23	-
6 70779 93150 0	5	-	2	26	-
6 70779 93160 9	6	-	2	27	-
6 70779 93180 7	8	-	2	47	-
6 70779 93110 4	10	-	2	62	-
6 70779 93112 8	12	-	2	89	-
6 70779 93114 2	14	-	2	118	-
6 70779 93116 6	16	-	2	228	-
6 70779 93118 0	18	-	2	270	-
6 70779 93122 7	20	-	2	359	-
6 70779 93124 1	24	-	2	606	-
	30 - 48	-	2	-	-

937BNSL Wafer style Butterfly Valve



- * 200 PSI Size
- * Wafer Type/Lever
- * Ductile Iron Body
- * Alum. Bronze Disc
- * NBR Seats
- * 416 Stainless Steel Stem
- * MSS-SP-67
- * ISO 5211 Mounting
- * Cartridge Seat

937BNSG Wafer style Butterfly Valve



- * 200 PSI Size 2" - 12"
- * 150 PSI Sizes 14" - Up
- * Wafer Type/Gear
- * Ductile Iron Body
- * Alum. Bronze Disc
- * NBR Seats
- * 416 Stainless Steel Stem
- * MSS-SP-67
- * ISO 5211 Mounting
- * Cartridge Seat

937DNSL Wafer style Butterfly Valve



- * 200 PSI
- * Wafer Type/Lever
- * Ductile Iron Body
- * Ductile Iron Disc
- * NBR Seats
- * 416 Stainless Steel Stem
- * MSS-SP-67
- * ISO 5211 Mounting
- * Cartridge Seat

937DNSG Wafer style Butterfly Valve



- * 200 PSI Size 2" - 12"
- * 150 PSI Sizes 14" - Up
- * Wafer Type/Gear
- * Ductile Iron Body
- * Ductile Iron Disc
- * NBR Seats
- * 416 Stainless Steel Stem
- * MSS-SP-67
- * ISO 5211 Mounting
- * Cartridge Seat

937DESL Wafer style Butterfly Valve



- * 200 PSI
- * Wafer Type/Lever
- * Ductile Iron Body
- * Ductile Iron Disc
- * EPDM Seats
- * 416 Stainless Steel Stem
- * MSS-SP-67
- * ISO 5211 Mounting
- * Cartridge Seat

UPC Code	Size	Pcs/ carton	Indiv. Wt. (lbs.)	Wt./ Carton
6 70779 93220 0	2	-	8	-
6 70779 93225 5	2-1/2	-	9	-
6 70779 93230 9	3	-	10	-
6 70779 93240 8	4	-	12	-
6 70779 93250 7	5	-	19	-
6 70779 93260 6	6	-	19	-
6 70779 93280 4	8	-	32	-
6 70779 93210 1	10	-	46	-
6 70779 93212 5	12	-	69	-
6 70779 93320 7	2	-	17	-
6 70779 93325 2	2-1/2	-	17	-
6 70779 93330 6	3	-	19	-
6 70779 93340 5	4	-	23	-
6 70779 93350 4	5	-	26	-
6 70779 93360 3	6	-	27	-
6 70779 93380 1	8	-	47	-
6 70779 93310 8	10	-	62	-
6 70779 93312 2	12	-	89	-
6 70779 93314 6	14	-	118	-
6 70779 93316 0	16	-	228	-
6 70779 93318 4	18	-	270	-
6 70779 93322 1	20	-	359	-
6 70779 93324 5	24	-	606	-
30 - 48				
6 70779 93620 8	2	-	8	-
6 70779 93625 3	2-1/2	-	9	-
6 70779 93630 7	3	-	10	-
6 70779 93640 6	4	-	12	-
6 70779 93650 5	5	-	19	-
6 70779 93660 4	6	-	19	-
6 70779 93680 2	8	-	32	-
6 70779 93610 9	10	-	46	-
6 70779 93612 3	12	-	69	-
6 70779 93720 5	2	-	17	-
6 70779 93725 0	2-1/2	-	17	-
6 70779 93730 4	3	-	19	-
6 70779 93740 3	4	-	23	-
6 70779 93750 2	5	-	26	-
6 70779 93760 1	6	-	27	-
6 70779 93780 9	8	-	47	-
6 70779 93710 6	10	-	62	-
6 70779 93712 0	12	-	89	-
6 70779 93714 4	14	-	118	-
6 70779 93716 8	16	-	228	-
6 70779 93718 2	18	-	270	-
6 70779 93722 9	20	-	359	-
6 70779 93724 3	24	-	606	-
30 - 48				
6 70779 89020 3	2	-	8	-
6 70779 89025 8	2-1/2	-	9	-
6 70779 89030 2	3	-	10	-
6 70779 89040 1	4	-	12	-
6 70779 89050 0	5	-	19	-
6 70779 89060 9	6	-	19	-
6 70779 89080 7	8	-	32	-
6 70779 89010 4	10	-	46	-
6 70779 89012 8	12	-	69	-

937DESG Wafer style Butterfly Valve



- * 200 PSI Size 12"
- * 150 PSI Sizes 14" - Up
- * Wafer Type/Gear
- * Ductile Iron Body
- * Ductile Iron Disc
- * EPDM Seats
- * 416 Stainless Steel Stem
- * MSS-SP-67
- * ISO 5211 Mounting
- * Cartridge Seat

937MESG Wafer style Butterfly Valve



- * 200 PSI Size 2" - 12"
- * 150 PSI Sizes 14" - Up
- * Wafer Type/Gear
- * Ductile Iron Body
- * 316 Stainless Steel Disc
- * EPDM Seats
- * 416 Stainless Steel Stem
- * MSS-SP-67
- * ISO 5211 Mounting
- * Cartridge Seat

937MESL Wafer style Butterfly Valve



- * 200 PSI Size
- * Wafer Type/Lever
- * Ductile Iron Body
- * 316 Stainless Steel Disc
- * EPDM Seats
- * 416 Stainless Steel Stem
- * MSS-SP-67
- * ISO 5211 Mounting
- * Cartridge Seat

938BESL Lug pattern Butterfly Valve



- * 200 PSI
- * Lug Type/Lever
- * Ductile Iron Body
- * Alum. Bronze Disc
- * EPDM Seats
- * 416 Stainless Steel Stem
- * MSS-SP-67
- * ISO 5211 Mounting
- * Cartridge Seat

938BESLAB Lug pattern Lead Free Butterfly Valve



- * 200 PSI
- * Lug Type/Lever
- * Ductile Iron Body
- * Alum. Bronze Disc
- * EPDM Seats
- * 416 Stainless Steel Stem
- * MSS-SP-67
- * ISO 5211 Mounting
- * Cartridge Seat
- * AB1953, NSF/ANSI/CAN 61 & 372

UPC Code	Size	Pcs/ carton	Indiv. Wt. (lbs.)	Wt./ Carton
----------	------	----------------	----------------------	----------------

6 70779 92910 1	10	-	62	-
6 70779 93912 5	12	-	89	-
6 70779 93914 9	14	-	118	-
6 70779 93916 3	16	-	228	-
6 70779 93918 7	18	-	270	-
6 70779 93922 4	20	-	359	-
6 70779 93924 8	24	-	606	-

6 70779 93920 9	2	-	17	-
6 70779 93925 4	2-1/2	-	17	-
6 70779 93930 8	3	-	19	-
6 70779 93940 7	4	-	23	-
6 70779 93950 6	5	-	26	-
6 70779 93960 5	6	-	27	-
6 70779 93980 3	8	-	47	-
6 70779 93910 0	10	-	62	-
6 70779 93912 4	12	-	89	-
6 70779 93914 8	14	-	118	-
6 70779 93916 2	16	-	228	-
6 70779 93918 6	18	-	270	-
6 70779 93922 3	20	-	359	-
6 70779 93924 7	24	-	606	-
	30 - 48	-	-	-

6 70779 93820 2	2	-	8	-
6 70779 93825 7	2-1/2	-	9	-
6 70779 93830 1	3	-	10	-
6 70779 93840 0	4	-	12	-
6 70779 93850 9	5	-	19	-
6 70779 93860 8	6	-	19	-
6 70779 93880 6	8	-	32	-
6 70779 93810 3	10	-	46	-
6 70779 93812 7	12	-	69	-

6 70779 94020 5	2	-	10	-
6 70779 94025 0	2-1/2	-	12	-
6 70779 94030 4	3	-	12	-
6 70779 94040 3	4	-	18	-
6 70779 94050 2	5	-	22	-
6 70779 94060 1	6	-	26	-
6 70779 94080 9	8	-	42	-
6 70779 94010 6	10	-	64	-
6 70779 94012 0	12	-	101	-

6 70779 71408 0	2	-	10	-
6 70779 71409 7	2-1/2	-	12	-
6 70779 71410 3	3	-	12	-
6 70779 71411 0	4	-	18	-
6 70779 71412 7	5	-	22	-
6 70779 71413 4	6	-	26	-
6 70779 71414 1	8	-	42	-
6 70779 71406 6	10	-	64	-
6 70779 71407 3	12	-	101	-

938BESG Lug pattern Butterfly Valve



- * 200 PSI Size 2" - 12"
- * 150 PSI Sizes 14" - Up
- * Lug Type/Gear
- * Ductile Iron Body
- * Alum. Bronze Disc
- * EPDM Seats
- * 416 Stainless Steel Stem
- * MSS-SP-67
- * ISO 5211 Mounting
- * Cartridge Seat

938BESGAB Lug pattern Lead Free Butterfly Valve



- * 200 PSI Size 2" - 12"
- * 150 PSI Sizes 14" - Up
- * Lug Type/Gear
- * Ductile Iron Body
- * Alum. Bronze Disc
- * EPDM Seats
- * 416 Stainless Steel Stem
- * MSS-SP-67
- * ISO 5211 Mounting
- * Cartridge Seat
- * AB1953, NSF/ANSI/CAN 61 & 372

938BNSL Lug pattern Butterfly Valve



- * 200 PSI
- * Lug Type/Lever
- * Ductile Iron Body
- * Alum. Bronze Disc
- * NBR Seats
- * 416 Stainless Steel Stem
- * MSS-SP-67
- * ISO 5211 Mounting
- * Cartridge Seat

938BNSG Lug pattern Butterfly Valve



- * 200 PSI Size 2" - 12"
- * 150 PSI Sizes 14" - Up
- * Lug Type/Gear
- * Ductile Iron Body
- * Alum. Bronze Disc
- * NBR Seats
- * 416 Stainless Steel Stem
- * MSS-SP-67
- * ISO 5211 Mounting
- * Cartridge Seat

938DESL Lug pattern Butterfly Valve



- * 200 PSI
- * Lug Type/Lever
- * Ductile Iron Body
- * Ductile Iron Disc
- * EPDM Seats
- * 416 Stainless Steel Stem
- * MSS-SP-67
- * ISO 5211 Mounting
- * Cartridge Seat

UPC Code	Size	Pcs/ carton	Indiv. Wt. (lbs.)	Wt./ Carton
6 70779 94120 2	2	-	18	-
6 70779 94125 7	2-1/2	-	19	-
6 70779 94130 1	3	-	20	-
6 70779 94140 0	4	-	26	-
6 70779 94150 9	5	-	30	-
6 70779 94160 8	6	-	33	-
6 70779 94180 6	8	-	59	-
6 70779 94110 3	10	-	75	-
6 70779 94112 7	12	-	120	-
6 70779 94114 1	14	-	172	-
6 70779 94116 5	16	-	284	-
6 70779 94118 9	18	-	351	-
6 70779 94122 6	20	-	425	-
6 70779 94124 0	24	-	640	-
30 - 48		-	-	-
6 70779 72589 5	3	-	20	-
6 70779 72590 1	4	-	26	-
6 70779 72591 8	5	-	30	-
6 70779 71603 9	6	-	33	-
6 70779 71417 2	8	-	59	-
6 70779 71415 8	10	-	73	-
6 70779 71416 5	12	-	120	-
6 70779 72592 5	14	-	167	-
6 70779 94220 9	2	-	10	-
6 70779 94225 4	2-1/2	-	12	-
6 70779 94230 8	3	-	12	-
6 70779 94240 7	4	-	18	-
6 70779 94250 6	5	-	22	-
6 70779 94260 5	6	-	26	-
6 70779 94280 3	8	-	42	-
6 70779 94210 0	10	-	64	-
6 70779 94212 4	12	-	101	-
6 70779 94320 6	2	-	18	-
6 70779 94325 1	2-1/2	-	19	-
6 70779 94330 5	3	-	20	-
6 70779 94340 4	4	-	26	-
6 70779 94350 3	5	-	30	-
6 70779 94360 2	6	-	33	-
6 70779 94380 0	8	-	59	-
6 70779 94310 7	10	-	75	-
6 70779 94312 1	12	-	120	-
6 70779 94314 5	14	-	172	-
6 70779 94316 9	16	-	284	-
6 70779 94318 3	18	-	351	-
6 70779 94322 0	20	-	425	-
6 70779 94324 4	24	-	640	-
30 - 48		-	-	-
6 70779 88720 3	2	-	10	-
6 70779 88725 8	2-1/2	-	12	-
6 70779 88730 2	3	-	12	-
6 70779 88740 1	4	-	18	-
6 70779 88750 0	5	-	22	-
6 70779 88760 9	6	-	26	-
6 70779 88780 7	8	-	42	-
6 70779 88710 4	10	-	64	-
6 70779 88712 8	12	-	101	-

938DESG Lug pattern Butterfly Valve



- * 200 PSI Size up to 12"
- * 150 PSI Sizes 14" - Up
- * Lug Type/Gear
- * Ductile Iron Bod
- * Ductile Iron Disc
- * EPDM Seats
- * MSS-SP-67
- * 416 Stainless Steel Stem
- * ISO 5211 Mounting
- * Cartridge Seat

938DNSL Lug pattern Butterfly Valve



- * 200 PSI
- * Lug Type/Lever
- * Ductile Iron Body
- * Ductile Iron Disc
- * NBR Seats
- * 416 Stainless Steel Stem
- * MSS-SP-67
- * ISO 5211 Mounting
- * Cartridge Seat

938DNSG Lug pattern Butterfly Valve



- * 200 PSI Size 2" - 12"
- * 150 PSI Sizes 14" - Up
- * Wafer Type/Gear
- * Ductile Iron Body
- * Ductile Iron Disc
- * NBR Seats
- * 416 Stainless Steel Stem
- * MSS-SP-67
- * ISO 5211 Mounting
- * Cartridge Seat

938MESL Lug pattern Butterfly Valve



- * 200 PSI Size
- * Lug Type/Lever
- * Ductile Iron Body
- * 316 Stainless Steel Disc
- * EPDM Seats
- * 416 Stainless Steel Stem
- * MSS-SP-67
- * ISO 5211 Mounting
- * Cartridge Seat

938MESG Lug pattern Butterfly Valve



- * 200 PSI Size 2" - 12"
- * 150 PSI Sizes 14" - Up
- * Lug Type/Gear
- * Ductile Iron Body
- * 316 Stainless Steel Disc
- * EPDM Seats
- * 346 Stainless Steel Stem
- * MSS-SP-67
- * ISO 5211 Mounting
- * Cartridge Seat

UPC Code	Size	Pcs/ carton	Indiv. Wt. (lbs.)	Wt./ Carton
6 70779 92710 7	10	-	75	-
6 70779 92712 1	12	-	120	-
6 70779 92714 5	14	-	172	-
6 70779 92716 9	16	-	284	-
6 70779 92718 3	18	-	351	-
6 70779 92722 0	20	-	425	-
6 70779 92724 4	24	-	640	-

6 70779 94620 7	2	-	10	-
6 70779 94625 2	2-1/2	-	12	-
6 70779 94630 6	3	-	12	-
6 70779 94640 5	4	-	18	-
6 70779 94650 4	5	-	22	-
6 70779 94660 3	6	-	26	-
6 70779 94680 1	8	-	42	-
6 70779 94610 8	10	-	64	-
6 70779 94612 4	12	-	101	-

6 70779 94720 4	2	-	18	-
6 70779 94725 9	2-1/2	-	19	-
6 70779 94730 3	3	-	20	-
6 70779 94740 2	4	-	26	-
6 70779 94750 1	5	-	30	-
6 70779 94760 0	6	-	33	-
6 70779 94780 8	8	-	59	-
6 70779 94710 5	10	-	75	-
6 70779 94712 9	12	-	120	-
6 70779 94714 3	14	-	172	-
6 70779 94716 7	16	-	284	-
6 70779 94718 1	18	-	351	-
6 70779 94722 8	20	-	425	-
6 70779 94724 2	24	-	640	-
		30 - 48	-	-

6 70779 94820 1	2	-	10	-
6 70779 94825 6	2-1/2	-	12	-
6 70779 94830 0	3	-	12	-
6 70779 94840 9	4	-	18	-
6 70779 94850 8	5	-	22	-
6 70779 94860 7	6	-	26	-
6 70779 94880 5	8	-	42	-
6 70779 94810 2	10	-	64	-
6 70779 94812 6	12	-	101	-

6 70779 94920 8	2	-	18	-
6 70779 94925 3	2-1/2	-	19	-
6 70779 94930 7	3	-	20	-
6 70779 94940 6	4	-	26	-
6 70779 94950 5	5	-	30	-
6 70779 94960 4	6	-	33	-
6 70779 94980 2	8	-	59	-
6 70779 94910 9	10	-	75	-
6 70779 94912 3	12	-	120	-
6 70779 94914 7	14	-	172	-
6 70779 94916 1	16	-	284	-
6 70779 94918 5	18	-	351	-
6 70779 94922 2	20	-	425	-
6 70779 94924 6	24	-	640	-
		30 - 48	-	-

* Butterfly valves except for 938BESLAB and 938BESGAB not certified to NSF/ANSI/CAN 61 & 372 for potable water service

1501AB / 1516AB PP-RCT Ball Valve



- * 300# WOG
- * PP-RCT Body
- * Chrome-plated Ball
- * Virgin PTFE Seats
- * Blow-Out Proof Stem
- * O-ring Packing
- * AB1953 & NSF/ANSI/CAN 372
- * NSF/ANSI/CAN 14
- * 10-year Warranty
- * IAPMO/ANSI Z1157

1501AB = Polyfusion Ends
1516AB = Polyfusion x PEX (F1960)

Accessories: See pg. 23



1501PAB / 1516PAB PP-RCT Ball Valve



- * 300# WOG
- * PP-RCT Body
- * Chrome-plated Ball
- * Virgin PTFE Seats
- * Blow-Out Proof Stem
- * O-ring Packing
- * AB1953 & NSF/ANSI/CAN 372
- * NSF/ANSI/CAN 14
- * 10-year Warranty
- * IAPMO/ANSI Z1157

1501PAB = Polyfusion Ends
1516PAB = Polyfusion x PEX (F1960)

Accessories: See pg. 23



UPC Code	Size	Pcs/ carton	Indiv. Wt. (lbs.)	Wt./ Carton
----------	------	----------------	----------------------	----------------

1501AB

6 70779 71292 5	1/2	40	0.25	14
6 70779 71293 2	3/4	35	0.33	13
6 70779 71294 9	1	25	0.42	13
6 70779 71295 6	1-1/4	15	0.77	13
6 70779 71296 3	1-1/2	5	1.12	7
6 70779 71297 0	2	5	2.06	12
6 70779 71639 8	2-1/2	4	3.10	14
6 70779 71655 8	3	2	4.80	11

1516AB

6 70779 71299 4	1/2	30	0.40	13
6 70779 71300 7	3/4	25	0.48	13
6 70779 71301 4	1	20	0.70	15

1501PAB

6 70779 71292 5	1/2	40	0.25	14
6 70779 71293 2	3/4	35	0.33	13
6 70779 71294 9	1	25	0.42	13
6 70779 71295 6	1-1/4	15	0.77	13
6 70779 71296 3	1-1/2	5	1.12	7
6 70779 71297 0	2	5	2.06	12
6 70779 71639 8	2-1/2	4	3.10	14
6 70779 71655 8	3	2	4.80	11

1516PAB

6 70779 71299 4	1/2	30	0.40	13
6 70779 71300 7	3/4	25	0.48	13
6 70779 71301 4	1	20	0.70	15

9707R Pressure Independent Control Valve (PICV)



- * 300WOG
- * DZR Brass Body
- * Full-stroke Modulation Capability
- * Head-loss Measurement
- * Ready-to-mount On/Off & Modulating (0-10V)
- * Actuator Available (See pg. 60)
- * Multiple Connection Available
- * NPSM Male Ends

9707RL = Low Flow

9707T PICV + Tailpieces



- * 300WOG
- * DZR Brass Body
- * Full-stroke Modulation Capability
- * Head-loss Measurement
- * Ready-to-mount On/Off & Modulating (0-10V)
- * Actuator Available (See pg. 60)

Also available:
Tailpieces - FNPT, MNPT, Solder & PEX (F1960)

9707TL = Low Flow

9707IBV PICV + Isolation Ball Valve (99IBV)



- * 300WOG
- * DZR Brass Body
- * Full-stroke Modulation Capability
- * Head-loss Measurement
- * Ready-to-mount On/Off & Modulating (0-10V)
- * Actuator Available (See pg. 60)

Also available:
Tailpieces - FNPT, MNPT, Solder & PEX (F1960)
IBV End - FNPT & Solder

9707IBVL = Low Flow

9517AB / 9519AB LF Brass Balancing Valve



- * 300# WOG
- * DZR Lead Free Brass Body
- * Fixed Orifice Design
- * Venturi Insert
- * Precision Adjustable Handwheel
- * Integral Memory Stop
- * Multi-turn adjustment
- * AB1953, NSF/ANSI/CAN 61 & 372

9517AB = Threaded Ends
9519AB = Solder Ends

9517ABU = Ultra Low Flow
9517ABL = Low Flow

9519ABU = Ultra Low Flow
9519ABL = Low Flow

UPC Code	Size	Pcs./carton	Indiv. Wt. (lbs.)	Wt./Carton
----------	------	-------------	-------------------	------------

9707R				
6 70779 71310 6	1/2	24	0.93	24
6 70779 71312 0	3/4	12	1.32	18
6 70779 71354 0	1	10	2.49	25
6 70779 72062 3	1-1/4	5	4.45	25

9707RL				
6 70779 71311 3	1/2	24	0.93	24

9707T				
	1/2	-	1.28	-
UPC based on	1/2-H	-	1.78	-
Configuration	3/4	-	1.78	-
	3/4-H	-	3.00	-
	1	-	3.06	-
	1-H	-	-	-
	1-1/4	-	-	-

9707TL				
UPC based on	1/2	-	1.28	-
Configuration				

9707IBV				
	1/2	-	1.56	-
UPC based on	1/2-H	-	2.04	-
Configuration	3/4	-	2.10	-
	3/4-H	-	3.64	-
	1	-	3.70	-
	1-H	-	-	-
	1-1/4	-	-	-

9707IBVL				
UPC based on	1/2	-	1.56	-
Configuration				

9517AB				
6 70779 70215 5	1/2	20	1.24	27
6 70779 70216 2	3/4	15	1.42	23
6 70779 70217 9	1	10	1.68	19
6 70779 70218 6	1-1/4	10	2.74	30
6 70779 70219 3	1-1/2	10	3.44	37
6 70779 70220 9	2	5	4.74	26

9517ABU				
6 70779 70829 4	1/2	20	1.24	27

9517ABL				
6 70779 70828 7	1/2	20	1.24	27

9519AB				
6 70779 70221 6	1/2	20	1.16	26
6 70779 70222 3	3/4	15	1.28	22
6 70779 70223 0	1	10	1.52	17
6 70779 70224 7	1-1/4	10	2.46	27
6 70779 70225 4	1-1/2	10	3.12	33
6 70779 70226 1	2	5	4.54	24

9519ABU				
6 70779 70831 7	1/2	20	1.16	26

9519ABL				
6 70779 70830 0	1/2	20	1.16	26

9517 / 9519 Fixed Orifice Static Balancing Valve



- * 300# WOG
- * DZR Brass Body
- * Fixed Orifice Design
- * Venturi Insert
- * Precision Adjustable Handwheel
- * Integral Memory Stop
- * Multi-turn adjustment

9517 = Threaded Ends
9519 = Solder Ends

9517X = Ultra Ultra Low Flow
9517U = Ultra Low Flow
9517L = Low Flow

9517X = Ultra Ultra Low Flow
9519U = Ultra Low Flow
9519L = Low Flow

9517T-PP Fixed Orifice Static Balancing Valve



- * 300# WOG
- * DZR Brass Body
- * Fixed Orifice Design
- * Venturi Insert
- * Precision Adjustable Handwheel
- * Integral Memory Stop
- * Multi-turn adjustment
- * Union Ends with EzPress® Tailpieces

Also available:
Tailpieces - FNPT, MNPT, Solder & PEX (F1960)

9517TU-PP = Ultra Low Flow
9517TL-PP = Low Flow

9517IBV Fixed Orifice Static Balancing Valve



- * 300# WOG
- * DZR Brass Body
- * Fixed Orifice Design
- * Venturi Insert
- * Precision Adjustable Handwheel
- * Integral Memory Stop
- * Multi-turn adjustment
- * Complete with Isolation Ball Valve (FNPT) & 1 Tailpiece (MNPT)

Also available:
Tailpieces - FNPT, Solder & EzPress® PEX (F1960)
IBV End - FNPT, Solder, EzPress® & PEX (F1960)

9517IBVU = Ultra Low Flow
9517IBVL = Low Flow

UPC Code	Size	Pcs./carton	Indiv. Wt. (lbs.)	Wt./Carton
9517				
6 70779 95104 1	1/2	20	1.23	27
6 70779 95105 8	3/4	15	1.43	24
6 70779 95106 5	1	10	1.73	19
6 70779 95107 2	1-1/4	10	2.78	30
6 70779 95108 9	1-1/2	10	3.50	37
6 70779 95120 1	2	5	4.80	26
9517X				
6 70779 71460 8	1/2	20	1.23	27
9517U				
6 70779 71461 5	1/2	20	1.23	27
9517L				
6 70779 71462 2	1/2	20	1.23	27
9519				
6 70779 94504 0	1/2	20	1.16	25
6 70779 94505 1	3/4	15	1.34	22
6 70779 94506 4	1	10	1.55	18
6 70779 94507 1	1-1/4	10	2.53	27
6 70779 94508 8	1-1/2	10	3.16	34
6 70779 94520 0	2	5	4.46	24
9519X				
6 70779 71463 9	1/2	20	1.16	25
9519U				
6 70779 71464 6	1/2	20	1.16	25
9519L				
6 70779 71465 3	1/2	20	1.16	25

9517T-PP				
6 70779 71553 7	1/2	20	1.23	27
6 70779 71554 4	3/4	15	1.43	24
6 70779 71555 1	1	10	1.73	19
9517TU-PP				
6 70779 71556 8	1/2	20	1.23	27
9517TL-PP				
6 70779 71557 5	1/2	20	1.23	27

9517IBV				
	1/2	-	2.08	-
UPC based on	3/4	-	2.81	-
Configuration	1	-	3.39	-

9517IBVU				
UPC based on	1/2	-	2.08	-
Configuration				

9517IBVL				
UPC based on	1/2	-	2.08	-
Configuration				

9527AB / 9529AB LF Brass Balancing Valve



- * 300WOG
- * Lead Free Brass Body
- * On/Off Capability
- * Integral Memory Stop
- * Ready-to-mount On/Off Wax Actuator Available (See pg. 51)
- * AB1953, NSF/ANSI/CAN 61 & 372

9527AB = Threaded Ends

9529AB = Solder Ends


9527ABL = Low Flow

9574P Iron Balancing Valve



- * 200# WOG
- * Cast Iron Body
- * Flanged Ends
- * Flat Face Flange
- * Variable Orifice Design
- * Multi-turn adjustment
- * Includes 2 Brass Metering Points

9407 Brass Metering Station



- * 300# WOG
- * DZR Brass Body
- * Threaded Ends
- * Fixed Orifice Design
- * High & Low Pressure Sampling Points

9407X = Ultra Ultra Low Flow

9407U = Ultra Low Flow

9407L = Low Flow

9450A SS Orifice Plate



- * 600# WOG
- * 316 Stainless Steel
- * Dual Measuring Points
- * Wafer Style Flange

UPC Code	Size	Pcs./carton	Indiv. Wt. (lbs.)	Wt./Carton
9527AB				
6 70779 70319 0	1/2	20	0.78	17
6 70779 70320 6	3/4	20	0.98	21
6 70779 70304 6	1	20	1.40	30
6 70779 71162 1	1-1/4	18	2.06	40
6 70779 71163 8	1-1/2	15	2.60	42
6 70779 71164 5	2	15	3.68	59
9527ABL				
6 70779 70303 9	1/2	20	0.78	17
9529AB				
6 70779 70321 3	1/2	20	0.70	16
6 70779 70322 0	3/4	20	0.94	21

6 70779 71638 1	2	-	18.3	-
6 70779 95425 7	2-1/2	-	32.0	-
6 70779 95430 1	3	-	42.8	-
6 70779 95440 0	4	-	63.8	-
6 70779 95450 9	5	-	85.4	-
6 70779 95460 8	6	-	118	-
6 70779 95480 6	8	-	268	-
6 70779 95410 3	10	-	400	-
6 70779 95412 7	12	-	569	-
6 70779 72602 1	14	-	825	-
6 70779 72603 8	16	-	1123	-

9407				
6 70779 92504 2	1/2	50	0.54	29
6 70779 92505 9	3/4	50	0.64	34
6 70779 92506 6	1	30	0.82	27
6 70779 92507 3	1-1/4	30	1.10	35
6 70779 92508 0	1-1/2	20	1.28	28
6 70779 92520 2	2	15	1.74	28
9407X				
6 70779 71479 0	1/2	50	0.54	29
9407U				
6 70779 71480 6	1/2	50	0.54	29
9407L				
6 70779 71481 3	1/2	50	0.54	29

6 70779 70558 3	2-1/2	-	3.30	-
6 70779 70559 0	3	-	4.00	-
6 70779 70560 6	4	-	4.90	-
6 70779 70561 3	5	-	5.80	-
6 70779 70562 0	6	-	6.70	-
6 70779 70563 7	8	-	9.80	-
6 70779 70564 4	10	-	12.70	-
6 70779 70565 1	12	-	15.80	-

9907T Automatic Balancing Valve (ABV)



- * 300 #WOG
- * DZR Brass Body
- * Union Ends with FNPT Tailpieces
- * Flow range 0.32GPM-127GPM

Also available:
Tailpieces - MNPT, Solder,
EzPress® & PEX (F1960)

9907IBV ABV (9907T) + Isolation Ball Valve (99IBV)



- * 300# WOG
- * DZR Brass Body
- * Flow range 0.32GPM-127GPM
- * Union ends
- * Complete with Isolation Ball Valve (FNPT) and 1 Tailpiece (FNPT)

Also available:
Tailpieces - MNPT, Solder,
EzPress® & PEX (F1960)
IBV End - Solder, EzPress® &
PEX (F1960)

9957W Ductile Iron Automatic Balancing Valve



- * Class 150
- * Ductile Iron Body
- * Test Points included
- * Flow range 25.4GPM-2156GPM

99IBV DZR Brass Isolating Ball Valve



- * 400# WOG
- * DZR Brass Body
- * Adjustable packing
- * Blow-out proof stem
- * Suitable for 9500, 9700 and 9900 Series Valves
- * FNPT x Swivel nut NPSM

Also available:
Body - Solder, EzPress® & PEX (F1960)

95INSL / 99INSL Insulation for Balancing Valve



UPC Code	Size	Pcs/ carton	Indiv. Wt. (lbs.)	Wt./ Carton
	1/2	-	-	-
	1/2-H	-	-	-
<i>UPC based on</i>	3/4-L	-	-	-
<i>Configuration</i>	3/4	-	-	-
	1	-	-	-
	1-1/4-L	-	-	-
	1-1/4	-	-	-
	1-1/2	-	-	-
	2	-	-	-
	2-H	-	-	-

	1/2	-	-	-
	3/4-L	-	-	-
<i>UPC based on</i>	3/4	-	-	-
<i>Configuration</i>	1	-	-	-
	1-1/4-L	-	-	-
	1-1/4	-	-	-
	1-1/2	-	-	-
	2	-	-	-
	2-H	-	-	-

6 70779 71276 5	2-1/2	-	12.0	
6 70779 71277 2	3	-	15.3	
6 70779 71278 9	4	-	24.5	
6 70779 71279 6	5	-	32.4	
6 70779 71280 2	6	-	39.6	
6 70779 71281 9	8	-	55.8	
6 70779 71282 6	10	-	79.2	
6 70779 71283 3	12	-	103.1	

6 70779 72051 7	1/2 x 3/4	-	0.51	-
6 70779 72052 4	1/2 x 1	-	0.55	-
6 70779 72053 1	3/4 x 1	-	0.71	-
6 70779 72054 8	3/4 x 1-1/4	-	0.77	-
6 70779 72055 5	1 x 1-1/4	-	1.21	-
6 70779 72056 2	1 x 1-1/2	-	1.26	-
6 70779 72057 9	1-1/4 x 1-1/2	-	1.62	-
6 70779 72058 6	1-1/4 x 2	-	1.86	-
6 70779 72059 3	1-1/2 x 2	-	2.53	-
6 70779 72060 9	1-1/2 x 2-1/2	-	3.02	-
6 70779 72061 6	2 x 2-1/2	-	4.04	-

95INSL				
6 70779 70928 4	1/2	-	0.16	-
6 70779 70929 1	3/4	-	0.17	-
6 70779 70930 7	1	-	0.18	-
6 70779 70931 4	1-1/4	-	0.20	-
6 70779 70932 1	1-1/2	-	0.21	-
6 70779 70933 8	2	-	0.24	-

99INSL				
6 70779 71269 7	3/4	-	0.10	-
6 70779 71270 3	1	-	0.12	-
6 70779 71271 0	1-1/4	-	0.18	-

92ST / 92SS / 92SP DZR Brass Full Port Combo Strainer



- * 600# WOG (400WOG for 1/2" & 3/4")
- * DZR Brass Body
- * Full Port
- * Stainless Steel Strainer (20 mesh)

92ST = FNPT x FNPT union end
92SS = Solder x Solder union end
92SP = EzPress® x EzPress® union end

Also available:
Tailpieces - FNPT, MNPT, Solder & EzPress®



92ST-BY / 92SS-BY / 92SP-BY Combo Strainer



- * 600# WOG (400WOG for 1/2" & 3/4")
- * DZR Brass Body
- * Full Port
- * Stainless Steel Strainer (20 mesh)
- * 1/2" Bypass Port

92ST-BY = FNPT x FNPT union end
92SS-BY = Solder x Solder union end
92SP-BY = EzPress® x EzPress® union end

Also available:
Tailpieces - FNPT, MNPT, Solder & EzPress®

92SEC Combo Strainer



- * 400# WOG
- * DZR Brass Body
- * Stainless Steel Strainer (20 mesh)
- * PEX (F1960) x PEX (F1960) union end

Also available:
Tailpieces - FNPT, MNPT, Solder & EzPress®

92N DZR Brass Nipple



- * 400# WOG
- * DZR Brass Body
- * MNPT x MNPT nipple

92T DZR Brass Tee



- * 400# WOG
- * DZR Brass Body
- * FNPT connection

UPC Code	Size	Pcs./carton	Indiv. Wt. (lbs.)	Wt./Carton
92ST				
6 70779 71541 4	1/2	-	1.46	-
6 70779 71542 1	3/4	-	1.75	-
6 70779 71543 8	1	-	2.50	-
6 70779 71544 5	1-1/4	-	3.73	-
6 70779 71545 2	1-1/2	-	6.03	-
6 70779 71546 9	2	-	7.37	-
92SS				
6 70779 72043 2	1/2	-	1.46	-
6 70779 72044 9	3/4	-	1.75	-
6 70779 72045 6	1	-	2.50	-
6 70779 72046 3	1-1/4	-	3.73	-
6 70779 72047 0	1-1/2	-	6.03	-
6 70779 72048 7	2	-	7.37	-
92SP				
6 70779 71547 6	1/2	-	1.40	-
6 70779 71548 3	3/4	-	1.70	-
6 70779 71549 0	1	-	2.39	-
6 70779 71550 6	1-1/4	-	3.56	-
6 70779 71808 8	1-1/2	-	6.03	-
6 70779 71809 5	2	-	7.37	-
92ST-BY				
6 70779 71551 3	1/2	-	1.52	-
6 70779 71552 0	3/4	-	1.88	-
92SS-BY				
6 70779 71861 3	1/2	-	1.41	-
6 70779 71862 0	3/4	-	1.73	-
92SP-BY				
6 70779 71863 7	1/2	-	1.45	-
6 70779 71864 4	3/4	-	1.80	-
92SEC				
6 70779 72108 8	1/2	-	1.24	-
6 70779 72109 5	3/4	-	1.54	-
6 70779 72110 1	1	-	2.09	-
92N				
6 70779 72555 0	1/2	-	0.10	-
6 70779 72556 7	3/4	-	0.22	-
6 70779 72557 4	1	-	0.46	-
6 70779 72558 1	1-1/4	-	0.68	-
6 70779 72559 8	1-1/2	-	0.95	-
6 70779 72560 4	2	-	1.23	-
92T				
6 70779 72205 4	1/2	-	0.20	-
6 70779 72206 1	3/4	-	0.33	-
6 70779 72207 8	1	-	0.56	-
6 70779 72208 5	1-1/4	-	0.84	-
6 70779 72209 2	1-1/2	-	0.98	-
6 70779 72210 8	2	-	1.49	-

92UBT / UBS / UB P DZR Brass Union Ball Valve



- * 600# WOG
- * DZR Brass Body
- * With 3 Plugged Ports (Suitable for 95TP Test Point and/or 95MV Manual Vent)

92UBT = FNPT x FNPT union end
 92UBS = Solder x Solder union end
 92UBP = EzPress® x EzPress® union end



Also available:
 Tailpieces - FNPT, MNPT, Solder, EzPress® & PEX (F1960)

92UDT / UDS / UDP DZR Brass Union Ball Valve



- * 600# WOG
- * DZR Brass Body
- * With Drain Valve & Test Point

92UDT = FNPT x FNPT union end
 92UDS = Solder x Solder union end
 92UDP = EzPress® x EzPress® union end



Also available:
 Tailpieces - FNPT, MNPT, Solder, EzPress® & PEX (F1960)

241DV / 241DV-L Brass Drain Valve



241DV



241DV-L

- * 600# WOG
- * Brass Body
- * Threaded Ends
- * Hose End with Cap

Balancing Valve Accessories

95MV



95TP/Red
95TP/Blue



- * 95MV = Manual vent
- * 95TP/red/blue = Replacement metering point
- * 95TP-DC= Drain caps
- * 95TP-EX= Extension body for metering point
- * 95TP-SD= Metering point w/ drain



95TP/SD



95TP-EX

UPC Code	Size	Pcs/ carton	Indiv. Wt. (lbs.)	Wt./ Carton
92UBT				
6 70779 71529 2	1/2	-	0.85	-
6 70779 71530 8	3/4	-	1.12	-
6 70779 71531 5	1	-	1.69	-
6 70779 71532 2	1-1/4	-	2.47	-
6 70779 71533 9	1-1/2	-	3.70	-
6 70779 71534 6	2	-	5.43	-
92UBS				
6 70779 71855 2	1/2	-	0.76	-
6 70779 71856 9	3/4	-	1.00	-
6 70779 71857 6	1	-	1.55	-
6 70779 71858 3	1-1/4	-	2.31	-
6 70779 71859 0	1-1/2	-	3.45	-
6 70779 71860 6	2	-	4.55	-
92UBP				
670779 71849 1	1/2	-	0.82	-
670779 71850 7	3/4	-	1.07	-
670779 71851 4	1	-	1.55	-
670779 71852 1	1-1/4	-	2.33	-
670779 71853 8	1-1/2	-	3.45	-
670779 71854 5	2	-	4.55	-

92UDT				
6 70779 71535 3	1/2	-	1.16	-
6 70779 71536 0	3/4	-	1.44	-
6 70779 71537 7	1	-	2.00	-
6 70779 71538 4	1-1/4	-	2.78	-
6 70779 71539 1	1-1/2	-	4.02	-
6 70779 71540 7	2	-	5.74	-
92UDS				
6 70779 71855 2	1/2	-	0.76	-
6 70779 71856 9	3/4	-	1.00	-
6 70779 71857 6	1	-	1.55	-
6 70779 71858 3	1-1/4	-	2.31	-
6 70779 71859 0	1-1/2	-	3.45	-
6 70779 71860 6	2	-	4.55	-
92UDP				
6 70779 71849 1	1/2	-	0.82	-
6 70779 71850 7	3/4	-	1.07	-
6 70779 71851 4	1	-	1.55	-
6 70779 71852 1	1-1/4	-	2.33	-
6 70779 71853 8	1-1/2	-	3.45	-
6 70779 71854 5	2	-	4.55	-

241DV				
6 70779 70241 4	1/4	80	0.27	24
6 70779 70242 1	3/8	80	0.28	25
6 70779 70243 8	1/2	80	0.30	26
241DV-L				
6 70779 72732 5	1/4	120	0.27	33

95MV				
6 70779 72272 6	1/4	400	0.05	21
95TP/Red				
6 70779 92102 0	1/4	500	0.60	36
95TP/Blue				
6 70779 91902 7	1/4	500	0.60	36
95TP-DC				
6 70779 91702 3	1/4	1	0.20	-
95TP-EX				
6 70779 89502 4	1/4	1	0.12	-
95TP-SD				
6 70779 89302 0	1/4	1	0.36	-

9960ABT-FF /-SS /-PP /-EE LF Brass Thermostatic Balancing Valve



- * 250 CWP (valve body)
- * DZR Lead Free Brass Body
- * Designed for domestic hot water recirculation
- * Temperature activated internal flow cartridge
- * Wide range of temperature setting
- * Double union body for easy installation and maintenance
- * AB1953, NSF/ANSI/CAN 61 & 372

UPC Code	Size	Pcs./carton	Indiv. Wt. (lbs.)	Wt./Carton
9960ABT-FF				
670779729039	115 - 1/2	36	0.90	35
670779729046	120 - 1/2	36	0.90	35
670779729053	130 - 1/2	36	0.90	35
670779729060	140 - 1/2	36	0.90	35
670779729077	150 - 1/2	36	0.90	35
670779729084	115 - 3/4	32	1.27	44
670779729091	120 - 3/4	32	1.27	44
670779729107	130 - 3/4	32	1.27	44
670779729114	140 - 3/4	32	1.27	44
670779729121	150 - 3/4	32	1.27	44
670779729138	115 - 1	28	1.74	52
670779729145	120 - 1	28	1.74	52
670779729152	130 - 1	28	1.74	52
670779729169	140 - 1	28	1.74	52
670779729176	150 - 1	28	1.74	52
9960ABT-SS				
670779729183	115 - 1/2	36	0.80	32
670779729190	120 - 1/2	36	0.80	32
670779729206	130 - 1/2	36	0.80	32
670779729213	140 - 1/2	36	0.80	32
670779729220	150 - 1/2	36	0.80	32
670779729237	115 - 3/4	32	1.16	41
670779729244	120 - 3/4	32	1.16	41
670779729251	130 - 3/4	32	1.16	41
670779729268	140 - 3/4	32	1.16	41
670779729275	150 - 3/4	32	1.16	41
670779729282	115 - 1	28	1.66	50
670779729299	120 - 1	28	1.66	50
670779729305	130 - 1	28	1.66	50
670779729312	140 - 1	28	1.66	50
670779729329	150 - 1	28	1.66	50
9960ABT-PP				
670779729336	115 - 1/2	36	0.87	34
670779729343	120 - 1/2	36	0.87	34
670779729350	130 - 1/2	36	0.87	34
670779729367	140 - 1/2	36	0.87	34
670779729374	150 - 1/2	36	0.87	34
670779729381	115 - 3/4	32	1.22	42
670779729398	120 - 3/4	32	1.22	42
670779729404	130 - 3/4	32	1.22	42
670779729411	140 - 3/4	32	1.22	42
670779729428	150 - 3/4	32	1.22	42
670779729435	115 - 1	28	1.59	48
670779729442	120 - 1	28	1.59	48
670779729459	130 - 1	28	1.59	48
670779729466	140 - 1	28	1.59	48
670779729473	150 - 1	28	1.59	48
9960ABT-EE				
670779730219	115 - 1/2	36	0.91	36
670779730226	120 - 1/2	36	0.91	36
670779730233	130 - 1/2	36	0.91	36
670779730240	140 - 1/2	36	0.91	36
670779730257	150 - 1/2	36	0.91	36
670779730264	115 - 3/4	32	1.28	44
670779730271	120 - 3/4	32	1.28	44
670779730288	130 - 3/4	32	1.28	44
670779730295	140 - 3/4	32	1.28	44
670779730301	150 - 3/4	32	1.28	44
670779730318	115 - 1	28	1.79	54
670779730325	120 - 1	28	1.79	54
670779730332	130 - 1	28	1.79	54
670779730349	140 - 1	28	1.79	54
670779730356	150 - 1	28	1.79	54

PRODUCT WARRANTY

RED-WHITE VALVE CORP. provides this limited warranty for each product sold by the Company directly or by its authorized distributors against defects in material and workmanship under normal use for a period of three (3) years from the date of shipment from the Company. In the event of such defects within the warranty period, the Company will, at its option, replace or recondition the product without charge. To obtain warranty service, contact the Company by phone at 949-859-1010 or by email sales@rwvcusa.com. A purchase receipt or other proof of purchase will be required to obtain warranty service.

This shall constitute the exclusive remedy, and the Company shall not be responsible for any incidental or consequential damages, including, without limitation, damages or other costs resulting from labor charges, delays, or repairing or replacing other property which is damaged if this product does not work properly.

This limited warranty does not cover effects of vandalism, natural disasters, negligence of anyone other than the Company, fouling caused by foreign material, damage from adverse water conditions or chemicals, or any other circumstances over which the Company has no control. This limited warranty shall be invalidated by any abuse, misuse, misapplication, or improper installation and/or maintenance of the products. It is the responsibility of the user to determine whether the product is suited to a particular purpose or application.

Products sold by anyone other than authorized distributors carry no warranty.

The Company sells its products "as is" and, so far as consistent with applicable state law, disclaims all warranties express or implied except as provided in this explicit limited warranty.

TO THE FULLEST EXTENT ALLOWED BY LAW, RED-WHITE VALVE CORP. AND ITS EMPLOYEES, AGENTS, AND REPRESENTATIVES WILL NOT BE LIABLE TO ANY PERSON FOR ANY LIABILITY OR DAMAGES, WHETHER DIRECT, INDIRECT, INCIDENTAL, OR CONSEQUENTIAL, ARISING FROM THE USE OF, OR INABILITY TO USE, THE COMPANY'S PRODUCTS

ECO-VALVE

The products depicted in this price list meet the requirements of California Health & Safety Code #116875 and Federal Reduction of Lead in Drinking Water Act. All products are third party certified to NSF/ANSI/CAN 61 & 372 and AB1953. Copies of third party certifications can be downloaded from our website at redwhitevalvecorp.com. Products are marked as meeting lead free requirements of NSF/ANSI/CAN 61 & 372. The California and Federal Law has defined lead free as having the water way of a product used in potable water applications contain less than .25% of lead per volume. The product can still contain lead but less than .25% per volume.

RECOMMENDATIONS AND INFORMATION

Most lead free products are more brittle than standard brass valves. Therefore threaded valves can be more susceptible to stress corrosion cracking when over torqued during installation. RED-WHITE VALVE CORP. recommends that on threaded valves the installer use minimal PTFE tape and use one full wrench turn after hand tightening connections. *Note: The presence of ammonia in process media will escalate stress corrosion cracking.

Dezincification may occur in specific geographic areas of North America. Dezincification occurs as a result of aggressive water that contains high amounts of minerals. RED-WHITE VALVE CORP. recommends that prior to installation that the contractor review local water mineral content to choose proper product for the application. Dezincification may occur on lead free or standard brass products.

Bronze and brass valves are not designed to be installed in underground applications without a specific coating to inhibit corrosion. Valves not coated in underground applications should be installed in a fully enclosed vault that protects the product from the corrosive elements that are present in these underground applications. Please refer to your local jurisdiction for information on the corrosive elements in your area.

Products sold by RED-WHITE VALVE CORP. that have not been third party certified to industry requirements will be marked as not certified for potable water applications. Products not certified to NSF/ANSI/CAN 61 & 372 or AB1953 will be marked as not meeting lead free requirements and should not be used in potable water applications.

Dezincification warning:

Brass valves maybe subject to dezincification in specific applications. Please refer to your municipal water supplier for compatibility with brass components.

Lead Free Valve package warning:

This product is certified to low lead standards of Federal Safe Drinking Water Act – SDWA 2011 (NSF61, NSF372 and California AB1953). These standards have determined lead free as less than .25% of wetted surface area.

Standard brass/bronze valves not suitable for potable water service:

This product does not meet the low lead requirements of Federal Safe Drinking Water Act – SDWA 2011 (NSF61, NSF372 nor California AB1953). Under the requirements of these standards the product is not suitable for potable water service. Product may contain more than .25% of lead a material known to cause birth defects and other reproductive harm.

TECHNICAL TERMS

WOG (Water, Oil & Gaseous mixes)

This industry rating indicates the maximum (non-shock) pressure of the valve body at ambient temperature. All joints (other than threaded) may limit this pressure due to their materials or designs. Note that the "G" in WOG does NOT refer to approval for Natural Gas, Propane, Gasoline or other regulated, flammable gas/liquid services. Valves that are suitable for Natural Gas, Propane, etc. will be marked with a separate CSA logo.

WSP (Working Steam Pressure)

This industry rating indicates the maximum (non-shock) steam pressure of a valve body per MSS-SP 80 and SP-110. All joints (other than threaded) may limit this pressure due to their materials or designs. This rating is independent from the WOG rating.

CWP (Cold Working Pressure)

This industry rating indicates the maximum (non-shock) cold water pressure at ambient temperatures of the valve body. All joints (other than threaded) may limit this pressure due to their materials or designs. Pressure measured in pounds per square inch (PSI).

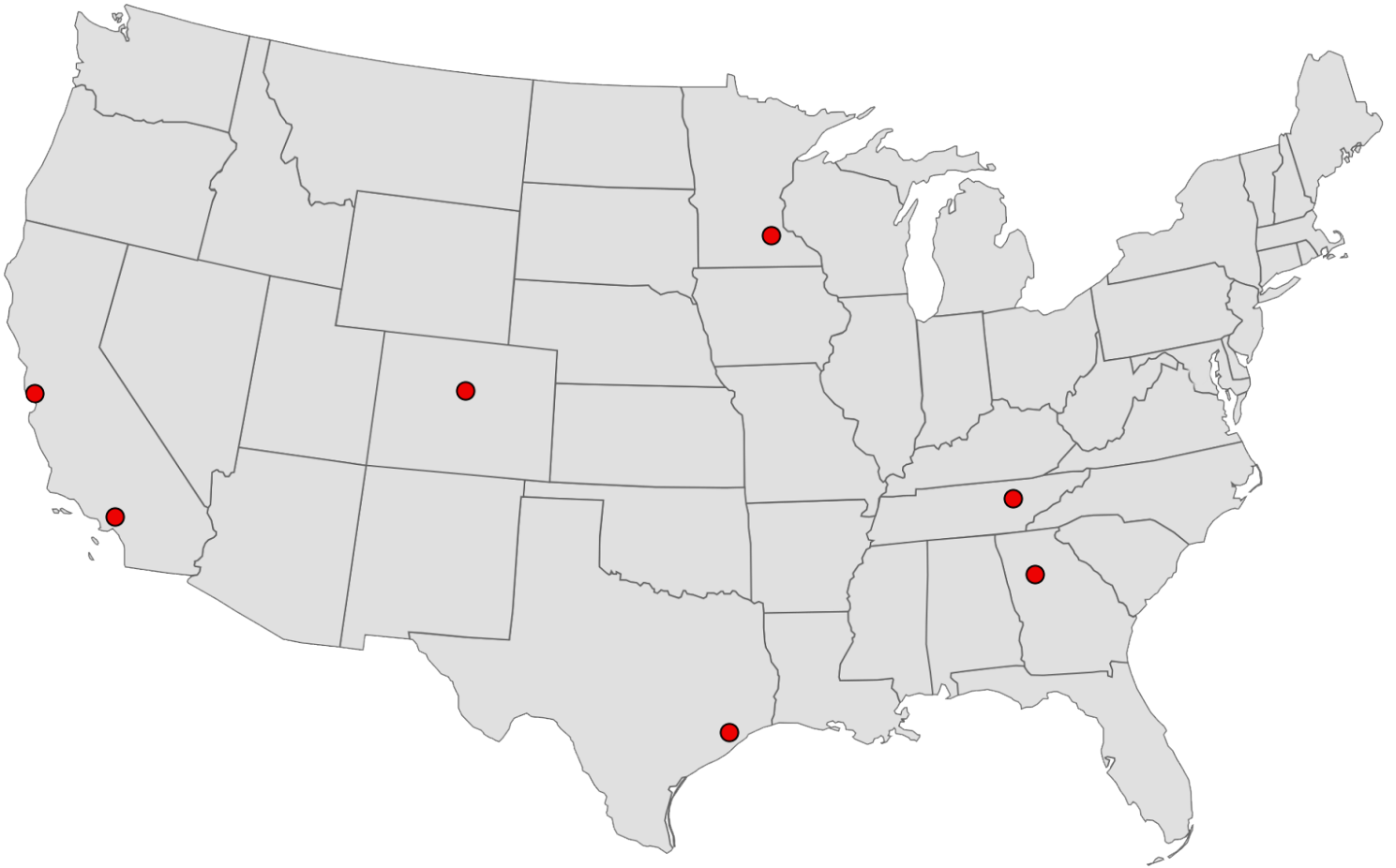
The above information is a summary of the technical terms used on RED-WHITE VALVE CORP. products/literature. For detailed information, specific product applications, please contact RED-WHITE VALVE CORP.

Certain accessories may require a special order and lead time, contact RED-WHITE VALVE CORP. for the information.



WARNING: Products can expose you to chemicals including lead, which is known to the State of California to cause cancer and birth defects or other reproductive harm. For more information go to www.P65Warnings.ca.gov.

RED-WHITE VALVE CORP.- WAREHOUSES



 Lake Forest, CA

 Menlo Park, CA

 Denver, CO

 Houston, TX


 Lakeville, MN

 Nashville, TN

 Cartersville, GA



MARKS OF EXCELLENCE



<https://redwhitevalvecorp.com/dzr-brass/>



CAD & BIM

<https://redwhitevalvecorp.com/category/>



WHERE TO BUY

<https://redwhitevalvecorp.com/where-to-buy/>



SOCIAL

<https://www.linkedin.com/company/red-white-valve-corp/>



MANAGEMENT SYSTEM & CERTIFICATION



ISO 9001 : 2015
Quality management



ISO 14001 : 2015
Environmental management

<https://redwhitevalvecorp.com/iso-9001-14001/>



TEL +1.800.222.RWVC(7982)

FAX +1.949.859.7200

redwhitevalvecorp.com



Leaders In Valve Technology



CR 3/4
MADE IN ITALY



RED-WHITE VALVE CORP.

PC26.04.01